

Six reasons it has to be Andrews

✓ Britain's No.1

Established in 1976, Andrews is the leading supplier of gas-fired commercial water heaters in the UK.

✓ Market leading expertise

As active members of CIBSE, SoPHE and ICOM, we're at the forefront of setting industry standards, keeping our customers one step ahead of changing legislation.

✓ Reliability you can trust

Our products are built to perform, even in the most demanding environments. We have a focus on innovation and our range is continually evolving to answer our customers' needs and changing regulations.

✓ Unrivalled design support

Technical data sheets, BIM and CAD files are available online, 24 hours a day, 365 days a year.

✓ Expert technical advice

You can rely on our dedicated team every step of the way, from planning and commissioning to servicing and warranties. We offer on and off-site assistance, including expert advice on system design and hydraulic schematics.

✓ Exceptional aftersales service

You can trust in our continued support with commissioning visits and in-warranty service and repairs.

You can also find all the technical information that you need at: andrewswaterheaters.co.uk

- BIM files
- CAD files
- Brochures
- Technical specification sheets
- Case studies
- Installation manuals
- User guides
- Size-it tool.

The original sizing tool, built with you in mind

Size-it is quick, easy and available online on any device.

- Tailor hot water sizing to your exact requirements.
- Accurate, cost-effective and all in one handy place.

Register today at sizeit.co.uk



Size-it

Sales 0345 070 1055

Technical 0345 070 1057

Web andrewswaterheaters.co.uk

[linkedin.com/company/andrews-water-heaters](https://www.linkedin.com/company/andrews-water-heaters)

[@AndrewsWH](https://twitter.com/AndrewsWH)



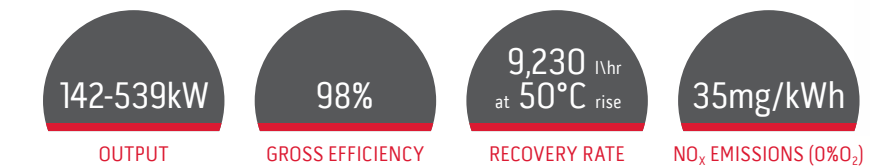
SUPAflo EVO Condensing Water Heater

SUPAflo EVO produces a continuous supply of hot water at a recovery rate of up to 9,230 litres an hour. Digital controls are built-in as standard for easy installation, diagnostics and maintenance. SUPAflo EVO is supplied with a high grade stainless steel heat exchanger and bronze primary pump, delivering optimum efficiencies.

Designed to have a small footprint and fit through standard doorways. SUPAflo EVO is ideal for compact boiler rooms and has built-in wheels for effortless manoeuvrability. It's designed for high demand environments that need high volumes of instant hot water, such as health clubs, commercial laundrettes and manufacturing plants.



Technical Specification



Features

98% gross efficiency

Hot water recovery of up to 9,230 litres per hour at 50°C

Seven models, 142kW to 539kW

High quality stainless steel heat exchanger

Compact, lightweight design with small footprint

Natural Gas or LPG

Benefits

Energy efficient, cost effective operation

Satisfies the most demanding applications

Suitable for large commercial and industrial applications that require large quantities of hot water

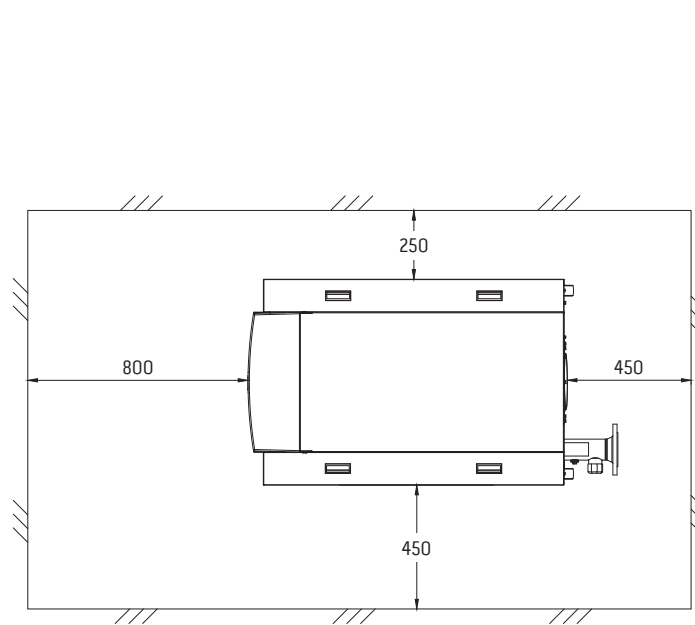
Very efficient and low maintenance

Less space required for installation

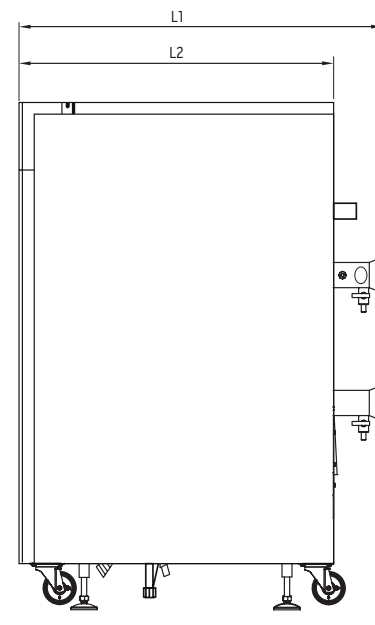
Can be installed in off mains gas areas

Tel 0345 070 1055 Web andrewswaterheaters.co.uk

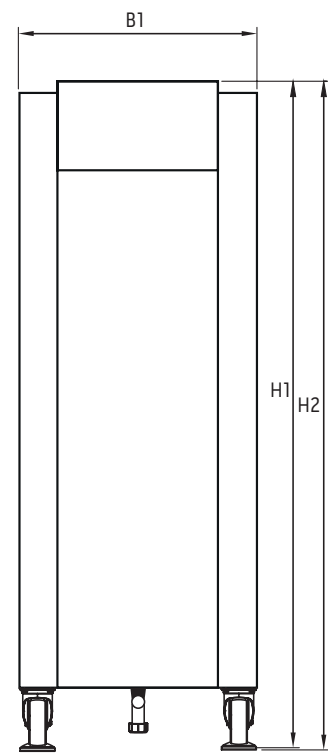




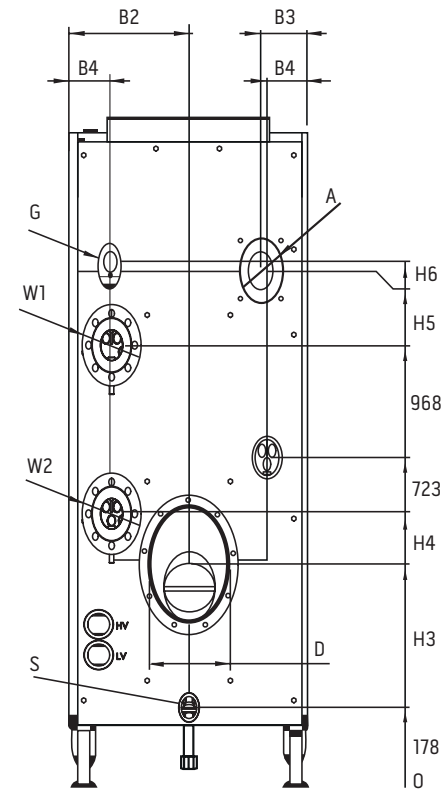
View from top



Side view



Front view



Rear view

Service clearance

	Front	Sides	Rear	Above
All models				
	800mm	450mm	450mm	500mm

Specifications

		Model							
		SF61 EVO	SF62 EVO	SF63 EVO	SF64 EVO	SF65 EVO	SF66 EVO	SF67 EVO	
Energy	Heat input (gross)	kW	145	194	242	291	388	485	550
	Heat output	kW	142	190	238	286	381	477	540
	Gross thermal efficiency	%	98.2	98.2	98.2	98.2	98.3	98.3	98.2
	Standby heat loss @ 70°C	%	0.21	0.18	0.17	0.16	0.15	0.14	0.13
	NO _x emissions (0% O ₂)	mg/kWh	38	38	36	36	36	34	34
Gas data	Gas flow rate (natural gas)	m ³ /hr	13.3	17.8	22.2	26.7	35.6	44.5	50.5
	Gas flow rate (propane)	kg/hr	11.3	15.2	18.9	22.7	30.3	37.9	43
Water	Storage capacity	litre	27	31	35	61	68	75	82
	Recovery rate through 50°C Δt	litre/hr	2,434	3,257	4,080	4,903	6,531	8,177	9,257
	Recovery rate through 56°C Δt	litre/hr	2,173	2,908	3,643	4,378	5,832	7,301	8,265
	Operating pressure (unvented)	bar	3.5	3.5	3.5	3.5	3.5	3.5	3.5
	Minimum working pressure	bar	1	1	1	1	1	1	1
	Maximum pressure	bar	8	8	8	8	8	8	8
Electrical	Voltage	volt/phase	240V / single phase	240V / single phase	240V / single phase	240V / single phase	415V/3-phase	415V/3-phase	415V/3-phase
	Fuse rating	amp	10	10	10	10	10	10	10
	Electrical power consumption	W	176 / 48	267 / 48	286 / 53	230 / 50	504 / 54	620 / 64	676 / 61
Misc	Noise level	dB(A)	70	70	70	70	77	77	77
	Weight full	kg	317	363	371	495	564	615	677
	Weight empty	kg	290	332	336	434	496	540	595

Dimensions

	unit	Model						
		EVO 61	EVO 62	EVO 63	EVO 64	EVO 65	EVO 66	EVO 67
B1: Heater Width	mm	469	469	469	749	749	749	749
B2: Flue Centre	mm	235	235	235	375	375	375	375
B3: Air Intake Centre	mm	131	131	131	149	149	149	149
B4: Flow & Return Pipe Centre	mm	104	104	104	129	129	129	129
L1: Length Overall	mm	1349	1499	1649	1348	1496	1646	1769
L2: Length of Body	mm	1165	1315	1465	1152	1302	1452	1602
H1: Height	mm	1456	1456	1456	1456	1456	1456	1456
H2: Height c/w Wheels	mm	1466	1466	1466	1466	1466	1466	1466
H3: Flue Height	mm	482	482	482	490	490	490	490
H4: Return Port Height	mm	602	602	602	601	601	601	601
H5: Air Intake Centre	mm	1128	1128	1128	1135	1135	1135	1135
H6: Gas Connection Height	mm	1130	1130	1130	1156	1156	1156	1156
W1: Return Port	inch	2"	2"	2"	DN65 PN16	DN65 PN16	DN65 PN16	DN65 PN16
W2: Flow Port	inch	2"	2"	2"	DN65 PN16	DN65 PN16	DN65 PN16	DN65 PN16
G: Gas Connection	inch	1½"	1½"	1½"	1½"	1½"	2"	2"
A: Air Intake Diameter	mm	130	130	130	130	130	150	150
D: Flue Diameter	mm	150	150	200	200	250	250	250
S: Condense Diameter	mm	32	32	32	32	32	32	32

Accessories

	Part Number
SF61 EVO – SF63 EVO unvented systems kit	B312
SF64 EVO – SF67 EVO unvented systems kit	B313
SFB300 DHW stainless steel buffer vessel	A193
SFB500 DHW single stainless steel buffer vessel	A195
SFB500 DHW dual connections stainless steel buffer vessel	A194



Andrews. Built to perform.

