

Amptec

Electric flow boiler





Amptec

Amptec electric flow boiler provides efficient electric wet central heating with the high levels of comfort and control usually only found in gas-powered systems. This makes it ideal for any of the over 2 million homes in Britain with no mains gas supply.

Amptec electric flow boiler has been designed to be compatible with standard radiators, programmers, circulating pumps, room thermostats and thermostatic radiator valves. It is suitable for sealed or open-vented systems, and works with conventional radiators or underfloor heating systems. To be sure there's a model to suit every conceivable need, Amptec electric flow boilers are available in 4, 6, 9, 11 and 12kW ratings.

And for complete peace-of-mind, Amptec electric flow boiler comes with a comprehensive two year parts and labour guarantee that's backed up with on-site service support.



Amptec

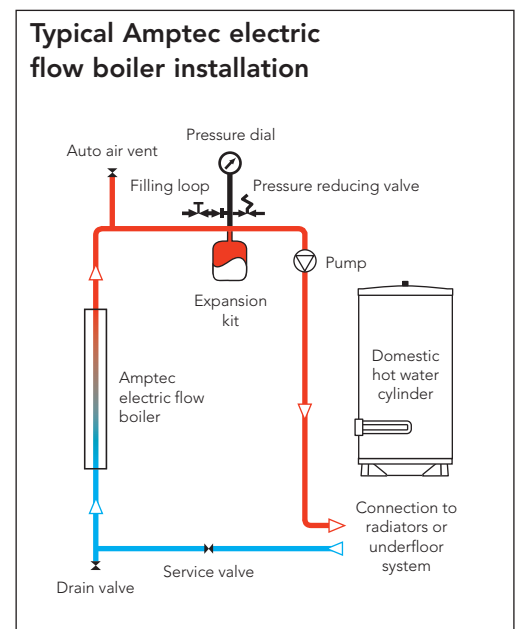
The Amptec electric flow boiler has a host of features that are a benefit to developers and builders, installers, landlords and end users and make it a desirable option where gas is not available or fluing restrictions prevent the use of a gas boiler.


- Controllable, efficient wet central heating.
- Uses standard radiators, programmer, pump, room thermostat and thermostatic radiator valves.
- Suitable for pressurised or open vented systems.
- Models available for underfloor heating systems.
- Domestic hot water from boiler in conjunction with an indirect cylinder or separate direct cylinder.
- No flue and no fuel tanks means flexible installation location.
- With no flue, no heat is wasted up the chimney, making Amptec electric flow boilers 99.8% efficient.
- Compact and light weight for ease of installation.
- Compact dimensions - small and unobtrusive.
- Silent in operation.
- The boiler has front panel indication to show boiler state.
- Solid state technology with no moving parts for long life.
- Soft start and zero volt switching to avoid power surges.
- Min / max control adjusts the water temperature output from the boiler.
- Minimal service and maintenance costs.
- No requirement for annual safety certificate.
- Two year on-site parts and labour guarantee.

Central heating and hot water systems

Amptec electric flow boilers are suitable for use with a wide range of heating and domestic hot water systems, either vented or unvented.

The system layout below is shown for illustrative purposes only.





- 1 22mm copper connection (flow).
- 2 22mm copper connection (return).
- 3 Solid state electronics.
- 4 Control panel.
- 5 Long life elements.
- 6 Compact, painted steel outercase.
- 7 Entry ports for power and control.

Specification

Controls

The Amptec electric flow boiler is designed to work with a standard programmer which will control the time periods that the boiler comes into operation.

The unit is also suitable for use with standard thermostatic radiator valves, circulating pump and room thermostats which bring the boiler into operation when there is a call for heat.

Running costs

There are a number of off-peak electricity tariffs now available which provide a lower cost for electricity used for heating and hot water.

The two most common tariffs are Economy 7 and Economy 10.

Economy 7

Two rate meter installed in property. Units used at night* (during off-peak time) charged at lower rate than those used during the day.

*"Night" means the 7 hours that the local distribution company in your area chooses between 10 pm and 10am. "Day" means at all other times.

Economy 10†

Only one meter installed in each property. All electricity used at off-peak times charged at the lower rate (such as washing machines, dishwashers etc).

Off-peak times generally set for:

Midnight to 5.00 am – 5 hours.

1.00 pm to 4.00 pm – 3 hours.

8.00 pm to 10.00 pm – 2 hours.

† Not available in all areas, and details may vary by area. Call 0800 117116 for information on latest availability and tariffs.

Boiler sizing

The sizing of the boiler is dependent on a number of factors such as size of property, insulation properties of the building, and whether the boiler will be required to heat the domestic hot water cylinder. Please consult with your installer / heating engineer for sizing, or contact our Specification Advice Team on tel: 01603 420220, by fax: 01603 420229, or by email: specifier@heatraesadia.com

Accessories

Relay accessories are available for multiple boiler applications, and / or load sharing – for example when installed in conjunction with an electric shower, to prevent supply overload.

RL1 – Where an electric shower and an Amptec electric boiler are installed in the same dwelling, the RL1 relay prevents circuits from overloading by shutting down the Amptec electric flow boiler when the shower is in operation.

RL2 and RL3 – Required where more than one Amptec electric flow boiler is installed to meet heating loads.

Specification

Nominal capacities

1.3 litres.

Rating

4kW @ 240V, (3.7kW @ 230V).

6kW @ 240V, (5.5kW @ 230V).

9kW @ 240V, (8.3kW @ 230V).

11kW @ 240V, (10.1kW @ 230V).

12kW @ 240V, (11kW @ 230V).

Element

Long life, low watt density, copper elements in a copper heat exchanger.

Outer casing

White stove enamelled corrosion resistant steel.

Thermal insulation

Armaflex – Closed cell insulation. Dust, fibre and CFC free (ODP ZERO).

Inner Container

Copper.

Thermostat

Electronic dual control, user adjustable.

C series from 65°C to 80°C.

U series from 30°C to 60°C.

Safety features

2 amp fused pump supply, dual control circuits, dual switching of the elements, self-check circuitry and fault indication. Resettable cut-outs.

Approvals

CE approved. UK manufactured in a BS EN ISO 9001:2008 registered factory.

Installation

Fixing

Wall-mounting by two keyhole slots. A template is provided to assist in positioning. Must be mounted vertically.

Plumbing

22mm pipework connections on all models.

Flow rates

6 litres/minute minimum required for 4 and 6kW models.

12 litres/minute minimum required for 9, 11 and 12kW models.

Operating pressure

3 bar maximum.

Operating temperature

C series from 65°C to 80°C.

U series from 30°C to 60°C.

Heating systems

Sealed or open vented systems.

Pressure testing

Tested to 15 bar.

Electrical

The unit must be permanently connected to the electrical supply through a double-pole linked switch with minimum breaking capacity suitable for the loading. Must conform to current IEE wiring regulations.

Controls (not supplied with boiler)

Can be installed with standard pump, programmer, room thermostat and thermostatic radiator valves.

Relay accessory

Relay accessories are available for multiple boiler applications, and / or load sharing – for example when installed in conjunction with an electric shower, to prevent supply overload.

Guarantee

Amptec electric flow boiler is guaranteed for a period of two years from the date of purchase provided that:

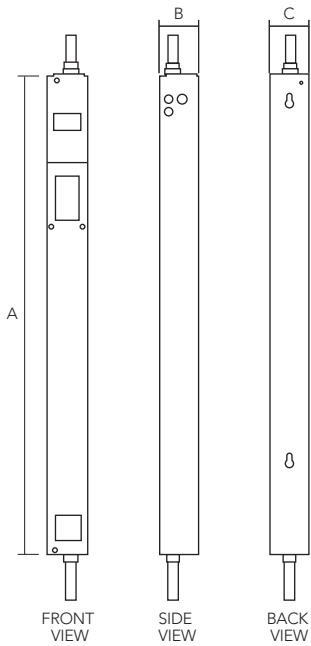
- It has been correctly installed as per the instructions contained in the instruction manual and all relevant Codes of Practice and Regulations in force at the time of installation.
- It has been installed in the UK.
- It has not been modified in any way, other than by Heatrae Sadia Heating.
- It has not been frost damaged.
- It has not been tampered with or been subjected to misuse or neglect.
- Within 60 days of installation the user completes and returns the certificate supplied along with the proof of purchase to register the product.

Evidence of purchase and date of supply must be submitted. These guarantees do not affect your statutory rights.



Dimensions and ordering

Dimensions



Model	A (mm)	B (mm)	C (mm)
Amptec – all models	1050	90	90

Ordering guide

Model	Product code
C400	95:022:001
C600	95:022:002
C900	95:022:003
C1100	95:022:004
C1200	95:022:005
Relay RL1	95:970:134
Relay RL2	95:970:135
Relay RL3	95:970:136
U401	95:022:101
U601	95:022:102
U901	95:022:103
U1101	95:022:104
U1201	95:022:105

Product range

Model	Rating @ 240V (kW)	Description	B. Gas Gas council number	Temperature range (°C)	Weight (kg)
C400	4	Standard	EB 205 06	65-80	7.5
C600	6	Standard	EB 205 02	65-80	7.5
C900	9	Standard	EB 205 03	65-80	8.5
C1100	11	Standard	EB 205 01	65-80	8.5
C1200	12	Standard	EB 205 04	65-80	8.5
U401	4	Underfloor	EB 205 08	30-60	7.5
U601	6	Underfloor	EB 205 09	30-60	7.5
U901	9	Underfloor	EB 205 10	30-60	8.5
U1101	11	Underfloor	EB 205 11	30-60	8.5
U1201	12	Underfloor	EB 205 12	30-60	8.5

Power supply

Standard model	Underfloor model	Boiler output (kW) (Btu/h)	Power supply to boiler (amps)	Recommended MCB (amps)
C400	U401	4 13600	17	20
C600	U601	6 20500	25	32
C900	U901	9 30700	38	50
C1100	U1101	11 38000	45	63
C1200	U1201	12 41000	50	63

Contact

Specification

T: 01603 420220 F: 01603 420229

E: specifier@heatraesadia.com

After Sales Service

T: 0844 871 1535 F: 0844 871 1528

E: heatraesadiaservice@heateam.co.uk

Web www.heatraesadia.com

National service network

Heatrae Sadia products are inherently reliable and are designed to meet the demanding needs of all users.

A nationwide network of experienced engineers is available to provide fast and efficient on-site service support.

In addition, spare parts for the complete range of products are readily available through a wide variety of stockists.

Heatrae Sadia Heating Hurricane Way Norwich Norfolk NR6 6EA

Heatrae Sadia Heating may introduce modifications to their products from time to time. Consequently, the details given in this brochure are subject to alteration without notice.

95 900 886 Issue 7 © Heatrae Sadia Heating. 2009.

A division of BAXI GROUP

Brochures for all of our products are available free of charge. Please call our literature hotline on 01603 420127.

Domestic Heating and Hot Water

- Aerheat
- Electric Solar
- Electromax Solar
- Megaflo Solar
- Showers
- Amptec
- Electromax
- Megaflo HE
- Megalife HE

Commercial Hot Water

- B3M / C3M
- FBM
- Handy Dri and Hair Drier
- Immersion Heaters
- Streamline
- Express
- Handy
- Hotflo
- Multipoint
- UTC 99

Drinking Water

- SuperChill
- Supreme



This product is printed on 50% post consumer recycled paper. That is paper that has been previously used eg. newspapers and magazines. This product is printed using vegetable based inks which are non toxic. Please recycle this product once you have finished with it.