

- 
- I** Abbinamento bruciatore - rampa gas
  - D** Verbindung Brenner - Gasstrecke
  - F** Accouplement brûleur - rampe gaz
  - GB** Burner combined with gas train
  - E** Combinación quemador - rampa de gas
  - NL** Combinatie brander - gasstraat

**MODELLO - MODELL - MODÈLE  
MODEL - MODELO**

RS 34/1 MZ - RS 34 MZ - RS 34/M MZ - RS 34/E MZ

RS 44/1 MZ - RS 44 MZ - RS 44/M MZ - RS 44/E MZ

RS 50 - RS 50/M MZ - RS 50/E MZ

RS 64 MZ - RS 64/M MZ - RS 64/E MZ



# Abbinamento bruciatore - rampa gas

## 1 Abbinamento bruciatore - rampa gas

### 1.1 Designazione rampa gas

Serie: MB

MBC

DMV

DMV12

VGD

CB

CBH

MV

CG

Grandezza costruttiva:	405	407	410	412	415	420							
		65	120	300	700	1200	-	1900	3100	5000			
	505	507	510	512	-	520	525	5065	5080	50100	50125	50150	
	10	15	20	32	40	-	50	-	65	80	100	125	150
			120	220									

Funzionamento: /S solo funzione ON-OFF  
 /1 apertura 1 gradino  
 /2 apertura 2 gradini  
 /P apertura 1 gradino con regolatore proporzionale aria/gas

Controllo di tenuta: - 0  
 CT controllo di tenuta a bordo rampa  
 CQ con pressostato per controllo di tenuta

Tipo giunzione: R filettato  
 F flangia standard ISO  
 F1 flangia quadrata BS1  
 F2 flangia quadrata BS2  
 F3 flangia quadrata BS3 - BS4

Connessione elettrica: T Terminali - Morsettiera  
 SD Spina domestica  
 SM Spina media potenza

Campo pressione uscita standard: - senza regolatore di pressione  
 0 con regolatore e pressione proporzionale aria/gas  
 2 con regolatore e pressione uscita fino a 20 mbar  
 3 con regolatore e pressione uscita fino a 30 mbar  
 4 con regolatore e pressione uscita fino a 40 mbar  
 5 con regolatore e pressione uscita fino a 50 mbar  
 6 con regolatore e pressione uscita fino a 60 mbar  
 8 con regolatore e pressione uscita fino a 80 mbar  
 15 con regolatore e pressione uscita fino a 150 mbar

Comando valvole: 0 comune  
 2 separato

CB 5065 /1 CT F SM 3 0

DESIGNAZIONE BASE

DESIGNAZIONE ESTESA

## Abbinamento bruciatore - rampa gas

### 1.2 Rampa gas

Rampa gas				VPS	Adattatore				
Codice	Modello	Ø	C.T.	Codice	Codice				
					RS 34/1	RS 44/1	RS 34	RS 44-50	RS 64
3970500	MB 405/1 - RT 20	Rp ¾"	-	3010123	3000824				●
3970084	MB 405/2 - RSD 20	Rp ½"	-	3010123	20044756	●	●	●	
3970553	MB 407/1 - RT 20	Rp ¾"	-	3010123	3000824				●
3970599	MB 407/1 - RT 52	Rp ¾"	-	3010123					●
3970229	MB 407/1 - RSM 20	Rp ¾"	-	3010123					●
3970537	MB 407/2 - RSD 20	Rp ¾"	-	3010123					●
3970556	MB 407/2 - RT 20	Rp ¾"	-	3010123	3000824	●	●	●	
3970258	MB 410/1 - RT 52	Rp 1" ¼	-	3010123	3010124		3000843		
3970554	MB 410/1 - RT 20	Rp ¾"	-	3010123	3000824				3000824 + 3000843
3970600	MB 410/1 - RT 52	Rp ¾"	-	3010123					
3970230	MB 410/1 - RSM 20	Rp ¾"	-	3010123					
3970534	MB 410/2 - RSD 20	Rp ¾"	-	3010123	3000824	●	●	●	
3970557	MB 410/2 - RT 20	Rp ¾"	-	3010123		●	●	●	
3970256	MB 412/1 - RT 52	Rp 1" ½	-	3010123	-	-	-	-	
3970144	MB 412/1 - RT 20	Rp 1" ½	-	3010123	-	-	-	-	3000843
3970197	MB 412/1 CT RT 20	Rp 1" ½	◆	-	-	-	-	-	
3970231	MB 412/1 - RSM 20	Rp 1" ½	-	3010123	-	-	-	-	
3970152	MB 412/2 - RT 20	Rp 1" ½	-	3010123	-	-	●	●	●
3970180	MB 415/1 - RT 30	Rp 1" ½	-	3010123	-	-	-	-	3000843
3970198	MB 415/1 CT RT 30	Rp 1" ½	◆	-	-	-	-	-	
3970250	MB 415/1 - RT 52	Rp 1" ½	-	3010123	-	-	-	-	
3970253	MB 415/1 CT RT 52	Rp 1" ½	◆	-	-	-	-	-	
3970232	MB 415/1 - RSM 30	Rp 1" ½	-	3010123	-	-	-	-	
3970183	MB 415/2 - RT 20	Rp 1" ½	-	3010123	-	-	●	●	●
3970181	MB 420/1 - RT 30	Rp 2"	-	3010123	3000822				-
3970182	MB 420/1 CT RT 30	Rp 2"	◆	-					-
3970257	MB 420/1 - RT 52	Rp 2"	-	3010123					-
3970252	MB 420/1 CT RT 52	Rp 2"	◆	-					-
3970233	MB 420/1 - RSM 30	Rp 2"	-	3010123					-
3970234	MB 420/1 CT RSM 30	Rp 2"	◆	-					-
3970184	MB 420/2 - RT 20	Rp 2"	-	3010123	3000822	●	●	●	
3970185	MB 420/2 CT RT 20	Rp 2"	◆	-		●	●	●	
3970221	MBC 1200/1 - RSM 60	Rp 2"	-	3010367	3000822				-
3970225	MBC 1200/1 CT RSM 60	Rp 2"	◆	-					-
3970222	MBC 1900/1 - FSM 40	DN 65	-	3010367	●	●	●	●	3000825
3970226	MBC 1900/1 CT FSM 40	DN 65	◆	-	●	●	●	●	
3970223	MBC 3100/1 - FSM 40	DN 80	-	3010367	●	●	●	●	3000826
3970227	MBC 3100/1 CT FSM 40	DN 80	◆	-	●	●	●	●	
3970145	CB 512/1 - RSM 30	Rp 1" ½	-	3010367	-	-	-	-	3000843
20045589	CB 512/1 CT RSM 30	Rp 1" ½	◆	-	-	-	-	-	
3970153	CB 512/2 - RT 32	Rp 1" ½	-	3010367	-	-	●	●	●
20045590	CB 512/2 CT RT 32	Rp 1" ½	◆	-	-	-	●	●	●
3970146	CB 520/1 - RSM 30	Rp 2"	-	3010367	3000822				-
3970160	CB 520/1 CT RSM 30	Rp 2"	◆	-					-
3970154	CB 520/2 - RT 32	Rp 2"	-	3010367	3000822	●	●	●	
20045591	CB 520/2 CT RT 32	Rp 2"	◆	-		●	●	●	
20044659	CB 525/1 - RSM 30	Rp 2"	-	3010367	3000822				-
20044660	CB 525/1 CT RSM 30	Rp 2"	◆	-					-

## Abbinamento bruciatore - rampa gas

Rampa gas				VPS	Adattatore					
Codice	Modello	Ø	C.T.	Codice	Codice					
					RS 34/1	RS 44/1	RS 34	RS 44-50	RS 64	
3970147	CB 5065/1 - FSM 30	DN 65	-	3010367	●	3000825	●	3000825		
3970161	CB 5065/1 CT FSM 30	DN 65	◆	-	●		●			
3970155	CB 5065/2 - FT 32	DN 65	-	3010367	●		●		●	●
3970167	CB 5065/2 CT FT 32	DN 65	◆	-	●		●		●	●
3970148	CB 5080/1 - FSM 30	DN 80	-	3010367	●	●	●	●	3000826	
3970162	CB 5080/1 CT FSM 30	DN 80	◆	-	●	●	●	●		
3970149	CB 50100/1 - FSM 30	DN 100	-	3010367	●	●	●	●	3010370 + 3000826	
3970163	CB 50100/1 CT FSM 30	DN 100	◆	-	●	●	●	●		
20043035	DMV 512/1 - RSM -0	Rp 1" ½	-	3010367	-				3000843	
20043036	DMV 512/1 CT RSM -0	Rp 1" ½	◆	-	-					
20043037	DMV 512/1 CQ RSM -2	Rp 1" ½	-	-	-					
20043038	DMV 520/1 - RSM -0	Rp 2"	-	3010367	3000822				-	
20043039	DMV 520/1 CT RSM -0	Rp 2"	◆	-					-	
20043040	DMV 520/1 CQ RSM -2	Rp 2"	-	-					-	
20043053	DMV 525/1 - RSM -0	Rp 2"	-	3010367	●	3000822	●	3000822	-	
20043054	DMV 525/1 CT RSM -0	Rp 2"	◆	-	●		●		-	
20043055	DMV 525/1 CQ RSM -2	Rp 2"	-	-	●		●		-	
20043041	DMV 5065/1 - FSM -0	DN 65	-	3010367	●	3000825	●	3000825		
20043042	DMV 5065/1 CT FSM -0	DN 65	◆	-	●		●			
20043043	DMV 5065/1 CQ FSM -2	DN 65	-	-	●		●			
20043044	DMV 50801 - FSM -0	DN 80	-	3010367	●	●	●	●	3000826	
20043045	DMV 5080/1 CT FSM -0	DN 80	◆	-	●	●	●	●		
20043046	DMV 5080/1 CQ FSM -2	DN 80	-	-	●	●	●	●		
20043047	DMV 50100/1 - FSM -0	DN 100	-	3010367	●	●	●	●	3010370 + 3000826	
20043048	DMV 50100/1 CT FSM -0	DN 100	◆	-	●	●	●	●		
20043049	DMV 50100/1 CQ FSM -2	DN 100	-	-	●	●	●	●		

**Tab. A**

**Legenda (Tab. A)**

**C.T.** Dispositivo controllo tenuta valvole gas:

- rampa priva del dispositivo di controllo tenuta; dispositivo che può essere ordinato a parte, vedi colonna VPS, ed installato successivamente.
- ◆ rampa con il dispositivo di controllo tenuta installato.

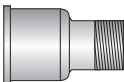

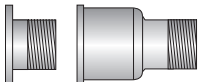


**VPS** Dispositivo di controllo tenuta valvole.

Fornito su richiesta separatamente dalla rampa gas.

- Non disponibile

## Abbinamento bruciatore - rampa gas

### 1.3 Adattatore

Codice	Adattatore	Lunghezza (mm)
3000822		70
3000824 20044756		31
3000825 3000826		300
3000843 3010124 3010126		35
3010370		50

### 1.4 Molla per regolatore di pressione

Per variare il campo di pressione del regolatore della rampa gas sono disponibili i modelli di molla sotto riportati.

Rampa gas	Molla		
	Colore	Campo di pressione	Codice
MBC 1900/1* - 3100/1* - 5000/1*	Bianco	4 - 20 mbar	3010381
	Rosso	20 - 40 mbar	3010382
	Nero	40 - 80 mbar	3010383
	Verde	80 - 150 mbar	3010384
CB 512/1* - 512/2* DMV 512/1*	Rosso	25 - 55 mbar	3010131
	Nero	60 - 110 mbar	3010157
	Rosa	90 - 150 mbar	3090486
CB 520/1* - 520/2* - 525/1* DMV 520/1* - 525/1*	Rosso	25 - 55 mbar	3010132
	Nero	60 - 110 mbar	3010158
	Rosa	90 - 150 mbar	3090487
CB 5065/1* - 5080/1* DMV 5065/1* - 5080/1*	Rosso	25 - 55 mbar	3010133
	Nero	60 - 110 mbar	3010135
	Rosa	100 - 150 mbar	3090456
	Grigio	140 - 200 mbar	3090992
CB / DMV 50100/1 *	Rosso	25 - 55 mbar	3010134
	Nero	60 - 110 mbar	3010136
	Rosa	100 - 150 mbar	3090489
	Grigio	140 - 200 mbar	3092174

Tab. B

\* Con e senza controllo di tenuta

### 1.5 Diagrammi perdite di carico

I diagrammi indicano le perdite di pressione minima del bruciatore in abbinamento con le rampe gas con utilizzo di gas naturale G20 e G25.

I valori sono misurati alla presa di pressione gas della testa di combustione (vedi manuale d'istruzione del bruciatore).

A questi valori aggiungere la pressione della camera di combustione; i valori così calcolati rappresentano la pressione minima di ingresso alla rampa.



**ATTENZIONE**

Per valori di pressione differenti da quelli indicati contattare il Servizio Tecnico.

I valori riportati si riferiscono a:

- gas naturale G 20 - PCI 9,45 kWh/Sm<sup>3</sup> (8,2 Mcal/Sm<sup>3</sup>)
- gas naturale G 25 - PCI 8,13 kWh/Sm<sup>3</sup> (7,0 Mcal/Sm<sup>3</sup>)

# Verbindung Brenner - Gasstrecke

## 1 Verbindung Brenner - Gasstrecke

### 1.1 Bezeichnung Gasstrecke

Serie : MB

MBC

DMV

DMV12

VGD

CB

CBH

MV

CG

Baugröße:

	405	407	410	412	415	420							
		65	120	300	700	1200	-	1900	3100	5000			
	505	507	510	512	-	520	525	5065	5080	50100	50125	50150	
	10	15	20	32	40	-	50	-	65	80	100	125	150
			120	220									

Betrieb:

/S nur ON-OFF -Funktion

/1 Öffnung 1. Stufe

/2 Öffnung 2. Stufe

/P Öffnung 1. Stufe mit proportionalem Luft-/Gasregler

Dichtheitskontrolle:

- 0

CT Dichtheitskontrolle in Gasstrecke

CQ mit Druckwächter zur Dichtheitskontrolle

Verbindungstyp:

R mit Gewinde

F Flansch ISO-Standard

F1 quadratischer Flansch BS1

F2 quadratischer Flansch BS2

F3 quadratischer Flansch BS3 - BS4

Elektrischer Anschluss:

T Klemmen - Klemmenbrett

SD Haushaltsstecker

SM Mittelleistungsstecker

Druckbereich  
Standard-Ausgang:

- ohne Druckregler

0 mit Regler und proportionalem Luft-/Gasdruck

2 mit Regler und Ausgangsdruck bis 20 mbar

3 mit Regler und Ausgangsdruck bis 30 mbar

4 mit Regler und Ausgangsdruck bis 40 mbar

5 mit Regler und Ausgangsdruck bis 50 mbar

6 mit Regler und Ausgangsdruck bis 60 mbar

8 mit Regler und Ausgangsdruck bis 80 mbar

15 mit Regler und Ausgangsdruck bis 150 mbar

Ventilsteuerung:

0 allgemein

2 getrennt

CB 5065 /1 CT F SM 3 0

BASISBEZEICHNUNG

ERWEITERTE BEZEICHNUNG

# Verbindung Brenner - Gasstrecke

## 1.2 Gasstrecke

Gasstrecke				VPS	Adapter				
Code	Modell	Ø	C.T.	Code	Code				
					RS 34/1	RS 44/1	RS 34	RS 44-50	RS 64
3970500	MB 405/1 - RT 20	Rp ¾"	-	3010123	3000824				●
3970084	MB 405/2 - RSD 20	Rp ½"	-	3010123	20044756	●	●	●	
3970553	MB 407/1 - RT 20	Rp ¾"	-	3010123	3000824				●
3970599	MB 407/1 - RT 52	Rp ¾"	-	3010123					●
3970229	MB 407/1 - RSM 20	Rp ¾"	-	3010123					●
3970537	MB 407/2 - RSD 20	Rp ¾"	-	3010123					●
3970556	MB 407/2 - RT 20	Rp ¾"	-	3010123	3000824	●	●	●	
3970258	MB 410/1 - RT 52	Rp 1" ¼	-	3010123	3010124		3000843		
3970554	MB 410/1 - RT 20	Rp ¾"	-	3010123	3000824			3000824 + 3000843	
3970600	MB 410/1 - RT 52	Rp ¾"	-	3010123					
3970230	MB 410/1 - RSM 20	Rp ¾"	-	3010123					
3970534	MB 410/2 - RSD 20	Rp ¾"	-	3010123	3000824	●	●	●	
3970557	MB 410/2 - RT 20	Rp ¾"	-	3010123		●	●	●	
3970256	MB 412/1 - RT 52	Rp 1" ½	-	3010123	-	-	-	-	
3970144	MB 412/1 - RT 20	Rp 1" ½	-	3010123	-	-	-	-	
3970197	MB 412/1 CT RT 20	Rp 1" ½	◆	-	-	-	-	-	
3970231	MB 412/1 - RSM 20	Rp 1" ½	-	3010123	-	-	-	-	
3970152	MB 412/2 - RT 20	Rp 1" ½	-	3010123	-	-	●	●	
3970180	MB 415/1 - RT 30	Rp 1" ½	-	3010123	-	-	-	-	
3970198	MB 415/1 CT RT 30	Rp 1" ½	◆	-	-	-	-	-	
3970250	MB 415/1 - RT 52	Rp 1" ½	-	3010123	-	-	-	-	
3970253	MB 415/1 CT RT 52	Rp 1" ½	◆	-	-	-	-	-	
3970232	MB 415/1 - RSM 30	Rp 1" ½	-	3010123	-	-	-	-	
3970183	MB 415/2 - RT 20	Rp 1" ½	-	3010123	-	-	●	●	
3970181	MB 420/1 - RT 30	Rp 2"	-	3010123	3000822				-
3970182	MB 420/1 CT RT 30	Rp 2"	◆	-					-
3970257	MB 420/1 - RT 52	Rp 2"	-	3010123					-
3970252	MB 420/1 CT RT 52	Rp 2"	◆	-					-
3970233	MB 420/1 - RSM 30	Rp 2"	-	3010123					-
3970234	MB 420/1 CT RSM 30	Rp 2"	◆	-					-
3970184	MB 420/2 - RT 20	Rp 2"	-	3010123	3000822	●	●	●	
3970185	MB 420/2 CT RT 20	Rp 2"	◆	-		●	●	●	
3970221	MBC 1200/1 - RSM 60	Rp 2"	-	3010367	3000822				-
3970225	MBC 1200/1 CT RSM 60	Rp 2"	◆	-					
3970222	MBC 1900/1 - FSM 40	DN 65	-	3010367	●	●	●	●	
3970226	MBC 1900/1 CT FSM 40	DN 65	◆	-	●	●	●	●	
3970223	MBC 3100/1 - FSM 40	DN 80	-	3010367	●	●	●	●	
3970227	MBC 3100/1 CT FSM 40	DN 80	◆	-	●	●	●	●	
3970145	CB 512/1 - RSM 30	Rp 1" ½	-	3010367	-	-	-	-	
20045589	CB 512/1 CT RSM 30	Rp 1" ½	◆	-	-	-	-	-	
3970153	CB 512/2 - RT 32	Rp 1" ½	-	3010367	-	-	●	●	
20045590	CB 512/2 CT RT 32	Rp 1" ½	◆	-	-	-	●	●	
3970146	CB 520/1 - RSM 30	Rp 2"	-	3010367	3000822				-
3970160	CB 520/1 CT RSM 30	Rp 2"	◆	-					
3970154	CB 520/2 - RT 32	Rp 2"	-	3010367	3000822	●	●	●	
20045591	CB 520/2 CT RT 32	Rp 2"	◆	-		●	●	●	
20044659	CB 525/1 - RSM 30	Rp 2"	-	3010367	3000822				-
20044660	CB 525/1 CT RSM 30	Rp 2"	◆	-					



## Verbindung Brenner - Gasstrecke

Gasstrecke				VPS	Adapter					
Code	Modell	Ø	C.T.	Code	Code					
					RS 34/1	RS 44/1	RS 34	RS 44-50	RS 64	
3970147	CB 5065/1 - FSM 30	DN 65	-	3010367	●	3000825	●	3000825		
3970161	CB 5065/1 CT FSM 30	DN 65	◆	-	●		●			
3970155	CB 5065/2 - FT 32	DN 65	-	3010367	●		●		●	●
3970167	CB 5065/2 CT FT 32	DN 65	◆	-	●		●		●	●
3970148	CB 5080/1 - FSM 30	DN 80	-	3010367	●	●	●	●	3000826	
3970162	CB 5080/1 CT FSM 30	DN 80	◆	-	●	●	●	●		
3970149	CB 50100/1 - FSM 30	DN 100	-	3010367	●	●	●	●	3010370 + 3000826	
3970163	CB 50100/1 CT FSM 30	DN 100	◆	-	●	●	●	●		
20043035	DMV 512/1 - RSM -0	Rp 1" ½	-	3010367	-				3000843	
20043036	DMV 512/1 CT RSM -0	Rp 1" ½	◆	-	-					
20043037	DMV 512/1 CQ RSM -2	Rp 1" ½	-	-	-					
20043038	DMV 520/1 - RSM -0	Rp 2"	-	3010367	3000822				-	
20043039	DMV 520/1 CT RSM -0	Rp 2"	◆	-					-	
20043040	DMV 520/1 CQ RSM -2	Rp 2"	-	-					-	
20043053	DMV 525/1 - RSM -0	Rp 2"	-	3010367	●	3000822	●	3000822	-	
20043054	DMV 525/1 CT RSM -0	Rp 2"	◆	-	●		●		-	
20043055	DMV 525/1 CQ RSM -2	Rp 2"	-	-	●		●		-	
20043041	DMV 5065/1 - FSM -0	DN 65	-	3010367	●	3000825	●	3000825		
20043042	DMV 5065/1 CT FSM -0	DN 65	◆	-	●		●			
20043043	DMV 5065/1 CQ FSM -2	DN 65	-	-	●		●			
20043044	DMV 50801 - FSM -0	DN 80	-	3010367	●	●	●	●	3000826	
20043045	DMV 5080/1 CT FSM -0	DN 80	◆	-	●	●	●	●		
20043046	DMV 5080/1 CQ FSM -2	DN 80	-	-	●	●	●	●		
20043047	DMV 50100/1 - FSM -0	DN 100	-	3010367	●	●	●	●	3010370 + 3000826	
20043048	DMV 50100/1 CT FSM -0	DN 100	◆	-	●	●	●	●		
20043049	DMV 50100/1 CQ FSM -2	DN 100	-	-	●	●	●	●		

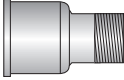

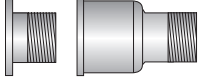

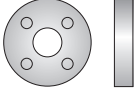
Tab. A

Zeichenerklärung (Tab. A)

- C.T.** Dichtheitskontrolleinrichtung für Gasventile  
 – Gasstrecke ohne Dichtheitskontrolleinrichtung; Vorrichtung, die separat bestellt, siehe Spalte VPS, und nachträglich installiert werden kann.  
 ◆ Gasstrecke mit installierter Dichtheitskontrolleinrichtung.
- VPS** Dichtheitskontrolleinrichtung der Gasventile.  
 Auf Anfrage gesondert von der Gasstrecke lieferbar.
- Nicht verfügbar

## Verbindung Brenner - Gasstrecke

### 1.3 Adapter

Code	Adapter	Länge (mm)
3000822		70
3000824 20044756		31
3000825 3000826		300
3000843 3010124 3010126		35
3010370		50

### 1.4 Feder für Druckregler

Für die Änderung des Druckbereichs des Reglers der Gasstrecke sind nachstehende Federmodelle verfügbar.

Gasstrecke	Feder		
	Farbe	Druckbereich	Code
MBC 1900/1* - 3100/1* - 5000/1*	Weiß	4 - 20 mbar	3010381
	Rot	20 - 40 mbar	3010382
	Schwarz	40 - 80 mbar	3010383
	Grün	80 - 150 mbar	3010384
CB 512/1* - 512/2* DMV 512/1*	Rot	25 - 55 mbar	3010131
	Schwarz	60 - 110 mbar	3010157
	Rosa	90 - 150 mbar	3090486
CB 520/1* - 520/2* - 525/1* DMV 520/1* - 525/1*	Rot	25 - 55 mbar	3010132
	Schwarz	60 - 110 mbar	3010158
	Rosa	90 - 150 mbar	3090487
CB 5065/1* - 5080/1* DMV 5065/1* - 5080/1*	Rot	25 - 55 mbar	3010133
	Schwarz	60 - 110 mbar	3010135
	Rosa	100 - 150 mbar	3090456
	Grau	140 - 200 mbar	3090992
CB / DMV 50100/1 *	Rot	25 - 55 mbar	3010134
	Schwarz	60 - 110 mbar	3010136
	Rosa	100 - 150 mbar	3090489
	Grau	140 - 200 mbar	3092174

Tab. B

\* Mit und ohne Dichtheitskontrolle

### 1.5 Lastverlust-Diagramme

Die Diagramme geben die Verluste des Mindestdrucks des Brenners in Verbindung mit Gasstrecken bei Verwendung von Erdgas G20 und G25.

Die Werte werden am Gasdruckanschluss des Flammkopfs gemessen (siehe Betriebsanleitung des Brenners).

Diesen Werten muss der Druckwert der Brennkammer zugerechnet werden. Die sich daraus errechnenden Werte stellen den Mindestdruck am Eingang der Gasstrecke dar.



Bei Druckwerten, die von den angegebenen abweichen, nehmen Sie bitte Kontakt mit dem Technischen Kundendienst auf.

Die Werte beziehen sich auf:

- Erdgas G 20 - PCI 9,45 kWh/Sm<sup>3</sup> (8,2 Mcal/Sm<sup>3</sup>)
- Erdgas G 25 - PCI 8,13 kWh/Sm<sup>3</sup> (7,0 Mcal/Sm<sup>3</sup>)

# Accouplement brûleur - rampe gaz

## 1 Accouplement brûleur - rampe gaz

### 1.1 Désignation rampe gaz

Série :

MB  
**MBC**  
 DMV  
**DMV12**  
 VGD  
**CB**  
 CBH  
**MV**  
 CG

Dimension :

	405	407	410	412	415	420							
		65	120	300	700	1200	-	1900	3100	5000			
	505	507	510	512	-	520	525	5065	5080	50100	50125	50150	
	10	15	20	32	40	-	50	-	65	80	100	125	150
			120	220									

Fonctionnement : /S fonction ON-OFF uniquement

**/1 ouverture 1 allure**  
 /2 ouverture 2 allures  
**/P ouverture 1 allure avec régulateur proportionnel air/gaz**

Contrôle d'étanchéité : - 0

**CT contrôle d'étanchéité sur la rampe**  
 CQ avec pressostat gaz pour contrôle d'étanchéité

Type accouplement :

R fileté  
**F bride standard ISO**  
 F1 bride carrée BS1  
**F2 bride carrée BS2**  
 F3 bride carrée BS3 - BS4

Connexion électrique : T Bornes - Bornier

**SD Prise de courant domestique**  
 SM Prise moyenne puissance

Plage de pression sortie standard :

- sans régulateur de pression  
**0 avec régulateur et pression proportionnelle air/gaz**  
 2 avec régulateur et pression sortie jusqu'à 20 mbars  
**3 avec régulateur et pression sortie jusqu'à 30 mbars**  
 4 avec régulateur et pression sortie jusqu'à 40 mbars  
**5 avec régulateur et pression sortie jusqu'à 50 mbars**  
 6 avec régulateur et pression sortie jusqu'à 60 mbars  
**8 avec régulateur et pression sortie jusqu'à 80 mbars**  
 15 avec régulateur et pression sortie jusqu'à 150 mbars

Commande vannes : 0 commune

**2 séparée**

**CB 5065 /1 CT F SM 3 0**

DÉSIGNATION BASE

DÉSIGNATION ÉLARGIE

## Accouplement brûleur - rampe gaz

### 1.2 Rampe gaz

Rampe gaz				VPS	Adaptateur				
Code	Modèle	Ø	C.T.	Code	Code				
					RS 34/1	RS 44/1	RS 34	RS 44-50	RS 64
3970500	MB 405/1 - RT 20	Rp ¾"	-	3010123	3000824				●
3970084	MB 405/2 - RSD 20	Rp ½"	-	3010123	20044756	●	●	●	
3970553	MB 407/1 - RT 20	Rp ¾"	-	3010123	3000824				●
3970599	MB 407/1 - RT 52	Rp ¾"	-	3010123					●
3970229	MB 407/1 - RSM 20	Rp ¾"	-	3010123					●
3970537	MB 407/2 - RSD 20	Rp ¾"	-	3010123					●
3970556	MB 407/2 - RT 20	Rp ¾"	-	3010123	3000824	●	●	●	
3970258	MB 410/1 - RT 52	Rp 1" ¼	-	3010123	3010124		3000843		
3970554	MB 410/1 - RT 20	Rp ¾"	-	3010123	3000824				3000824 + 3000843
3970600	MB 410/1 - RT 52	Rp ¾"	-	3010123					
3970230	MB 410/1 - RSM 20	Rp ¾"	-	3010123					
3970534	MB 410/2 - RSD 20	Rp ¾"	-	3010123	3000824	●	●	●	
3970557	MB 410/2 - RT 20	Rp ¾"	-	3010123		●	●	●	
3970256	MB 412/1 - RT 52	Rp 1" ½	-	3010123	-	-	-	-	
3970144	MB 412/1 - RT 20	Rp 1" ½	-	3010123	-	-	-	-	
3970197	MB 412/1 CT RT 20	Rp 1" ½	◆	-	-	-	-	-	
3970231	MB 412/1 - RSM 20	Rp 1" ½	-	3010123	-	-	-	-	
3970152	MB 412/2 - RT 20	Rp 1" ½	-	3010123	-	-	●	●	
3970180	MB 415/1 - RT 30	Rp 1" ½	-	3010123	-	-	-	-	
3970198	MB 415/1 CT RT 30	Rp 1" ½	◆	-	-	-	-	-	
3970250	MB 415/1 - RT 52	Rp 1" ½	-	3010123	-	-	-	-	
3970253	MB 415/1 CT RT 52	Rp 1" ½	◆	-	-	-	-	-	
3970232	MB 415/1 - RSM 30	Rp 1" ½	-	3010123	-	-	-	-	
3970183	MB 415/2 - RT 20	Rp 1" ½	-	3010123	-	-	●	●	
3970181	MB 420/1 - RT 30	Rp 2"	-	3010123	3000822				-
3970182	MB 420/1 CT RT 30	Rp 2"	◆	-					
3970257	MB 420/1 - RT 52	Rp 2"	-	3010123					
3970252	MB 420/1 CT RT 52	Rp 2"	◆	-					
3970233	MB 420/1 - RSM 30	Rp 2"	-	3010123					
3970234	MB 420/1 CT RSM 30	Rp 2"	◆	-					
3970184	MB 420/2 - RT 20	Rp 2"	-	3010123	3000822	●	●	●	
3970185	MB 420/2 CT RT 20	Rp 2"	◆	-		●	●	●	
3970221	MBC 1200/1 - RSM 60	Rp 2"	-	3010367	3000822				-
3970225	MBC 1200/1 CT RSM 60	Rp 2"	◆	-					
3970222	MBC 1900/1 - FSM 40	DN 65	-	3010367	●	●	●	●	
3970226	MBC 1900/1 CT FSM 40	DN 65	◆	-	●	●	●	●	
3970223	MBC 3100/1 - FSM 40	DN 80	-	3010367	●	●	●	●	
3970227	MBC 3100/1 CT FSM 40	DN 80	◆	-	●	●	●	●	
3970145	CB 512/1 - RSM 30	Rp 1" ½	-	3010367	-	-	-	-	
20045589	CB 512/1 CT RSM 30	Rp 1" ½	◆	-	-	-	-	-	
3970153	CB 512/2 - RT 32	Rp 1" ½	-	3010367	-	-	●	●	
20045590	CB 512/2 CT RT 32	Rp 1" ½	◆	-	-	-	●	●	
3970146	CB 520/1 - RSM 30	Rp 2"	-	3010367	3000822				-
3970160	CB 520/1 CT RSM 30	Rp 2"	◆	-					
3970154	CB 520/2 - RT 32	Rp 2"	-	3010367	3000822	●	●	●	
20045591	CB 520/2 CT RT 32	Rp 2"	◆	-		●	●	●	
20044659	CB 525/1 - RSM 30	Rp 2"	-	3010367	3000822				-
20044660	CB 525/1 CT RSM 30	Rp 2"	◆	-					

## Accouplement brûleur - rampe gaz

Rampe gaz				VPS	Adaptateur					
Code	Modèle	Ø	C.T.	Code	Code					
					RS 34/1	RS 44/1	RS 34	RS 44-50	RS 64	
3970147	CB 5065/1 - FSM 30	DN 65	-	3010367	●	3000825	●	3000825		
3970161	CB 5065/1 CT FSM 30	DN 65	◆	-	●		●			
3970155	CB 5065/2 - FT 32	DN 65	-	3010367	●		●		●	●
3970167	CB 5065/2 CT FT 32	DN 65	◆	-	●		●		●	●
3970148	CB 5080/1 - FSM 30	DN 80	-	3010367	●	●	●	●	3000826	
3970162	CB 5080/1 CT FSM 30	DN 80	◆	-	●	●	●	●		
3970149	CB 50100/1 - FSM 30	DN 100	-	3010367	●	●	●	●	3010370 + 3000826	
3970163	CB 50100/1 CT FSM 30	DN 100	◆	-	●	●	●	●		
20043035	DMV 512/1 - RSM -0	Rp 1" ½	-	3010367	-				3000843	
20043036	DMV 512/1 CT RSM -0	Rp 1" ½	◆	-	-					
20043037	DMV 512/1 CQ RSM -2	Rp 1" ½	-	-	-					
20043038	DMV 520/1 - RSM -0	Rp 2"	-	3010367	3000822				-	
20043039	DMV 520/1 CT RSM -0	Rp 2"	◆	-					-	
20043040	DMV 520/1 CQ RSM -2	Rp 2"	-	-					-	
20043053	DMV 525/1 - RSM -0	Rp 2"	-	3010367	●	3000822	●	3000822	-	
20043054	DMV 525/1 CT RSM -0	Rp 2"	◆	-	●		●		-	
20043055	DMV 525/1 CQ RSM -2	Rp 2"	-	-	●		●		-	
20043041	DMV 5065/1 - FSM -0	DN 65	-	3010367	●	3000825	●	3000825		
20043042	DMV 5065/1 CT FSM -0	DN 65	◆	-	●		●			
20043043	DMV 5065/1 CQ FSM -2	DN 65	-	-	●		●			
20043044	DMV 50801 - FSM -0	DN 80	-	3010367	●	●	●	●	3000826	
20043045	DMV 5080/1 CT FSM -0	DN 80	◆	-	●	●	●	●		
20043046	DMV 5080/1 CQ FSM -2	DN 80	-	-	●	●	●	●		
20043047	DMV 50100/1 - FSM -0	DN 100	-	3010367	●	●	●	●	3010370 + 3000826	
20043048	DMV 50100/1 CT FSM -0	DN 100	◆	-	●	●	●	●		
20043049	DMV 50100/1 CQ FSM -2	DN 100	-	-	●	●	●	●		

Tab. A

Légende (Tab. A)

**C.T.** Dispositif de contrôle d'étanchéité des vannes gaz :

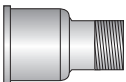

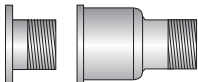

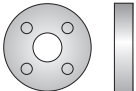
- rampe sans dispositif de contrôle d'étanchéité ;  
le dispositif peut être commandé séparément, voir la colonne VPS, et installé après.
- ◆ rampe avec dispositif de contrôle d'étanchéité déjà installé.

**VPS** Dispositif de contrôle d'étanchéité des vannes.  
Fourni sur demande séparément de la rampe gaz.

- Pas disponible

## Accouplement brûleur - rampe gaz

### 1.3 Adaptateur

Code	Adaptateur	Longueur (mm)
3000822		70
3000824 20044756		31
3000825 3000826		300
3000843 3010124 3010126		35
3010370		50

### 1.4 Ressort pour régulateur de pression

Les modèles de ressort disponibles pour modifier la plage de pression du régulateur de la rampe gaz sont indiqués ci-dessous.

Rampe gaz	Ressort		
	Couleur	Plage de pression	Code
MBC 1900/1* - 3100/1* - 5000/1*	Blanc	4 - 20 mbar	3010381
	Rouge	20 - 40 mbar	3010382
	Noir	40 - 80 mbar	3010383
	Vert	80 - 150 mbar	3010384
CB 512/1* - 512/2* DMV 512/1*	Rouge	25 - 55 mbar	3010131
	Noir	60 - 110 mbar	3010157
	Rose	90 - 150 mbar	3090486
CB 520/1* - 520/2* - 525/1* DMV 520/1* - 525/1*	Rouge	25 - 55 mbar	3010132
	Noir	60 - 110 mbar	3010158
	Rose	90 - 150 mbar	3090487
CB 5065/1* - 5080/1* DMV 5065/1* - 5080/1*	Rouge	25 - 55 mbar	3010133
	Noir	60 - 110 mbar	3010135
	Rose	100 - 150 mbar	3090456
	Gris	140 - 200 mbar	3090992
CB / DMV 50100/1 *	Rouge	25 - 55 mbar	3010134
	Noir	60 - 110 mbar	3010136
	Rose	100 - 150 mbar	3090489
	Gris	140 - 200 mbar	3092174

**Tab. B**

\* Avec et sans contrôle d'étanchéité

### 1.5 Diagrammes des pertes de charge

Les diagrammes indiquent les pertes de pression minimale du brûleur en accouplement avec les rampes gaz avec utilisation des gaz naturels G20 et G25.

Les valeurs sont mesurées au niveau de la prise de pression de gaz de la tête de combustion (se référer au manuel d'instructions du brûleur).

Ajouter la pression de la chambre de combustion à ces valeurs ; les valeurs ainsi calculées représentent la pression minimale d'entrée à la rampe.



**ATTENTION**

Pour des niveaux de pression différents de ceux indiqués s'adresser au Service Technique.

Les valeurs reportées se réfèrent à :

- gaz naturel G 20 PCI 9,45 kWh/Sm<sup>3</sup> (8,2 Mcal/Sm<sup>3</sup>)
- gaz naturel G 25 PCI 8,13 kWh/Sm<sup>3</sup> (7,0 Mcal/Sm<sup>3</sup>)

# Burner combined with gas train

## 1 Burner combined with gas train

### 1.1 Gas train designation

Series: MB

MBC

DMV

DMV12

VGD

CB

CBH

MV

CG

Size:

	405	407	410	412	415	420							
		65	120	300	700	1200	-	1900	3100	5000			
	505	507	510	512	-	520	525	5065	5080	50100	50125	50150	
	10	15	20	32	40	-	50	-	65	80	100	125	150
			120	220									

Operation:

/S only ON-OFF function

/1 1<sup>st</sup> stage mode opening

/2 2<sup>nd</sup> stage mode opening

/P 1<sup>st</sup> stage mode opening with air/gas proportional regulator

Leak detection control:

- 0

CT leak detection control device installed on the gas train

CQ equipped with pressure switch for leak detection control

Joint type:

R threaded joint

F standard flange ISO

F1 square flange BS1

F2 square flange BS2

F3 square flange BS3 - BS4

Electrical connection:

T Terminals - Terminal strip

SD Domestic plug

SM Medium voltage plug

Standard output pressure range:

- without pressure governor

0 with governor and air/gas proportional pressure

2 with governor and output pressure up to 20 mbar

3 with governor and output pressure up to 30 mbar

4 with governor and output pressure up to 40 mbar

5 with governor and output pressure up to 50 mbar

6 with governor and output pressure up to 60 mbar

8 with governor and output pressure up to 80 mbar

15 with governor and output pressure up to 150 mbar

Valve control:

0 shared

2 separate

CB 5065 /1 CT F SM 3 0

BASIC DESIGNATION

EXTENDED DESIGNATION

## Burner combined with gas train

### 1.2 Gas train

Gas train				VPS	Adapter				
Code	Model	Ø	C.T.	Code	Code				
					RS 34/1	RS 44/1	RS 34	RS 44-50	RS 64
3970500	MB 405/1 - RT 20	Rp ¾"	-	3010123	3000824				●
3970084	MB 405/2 - RSD 20	Rp ½"	-	3010123	20044756	●	●	●	
3970553	MB 407/1 - RT 20	Rp ¾"	-	3010123	3000824				●
3970599	MB 407/1 - RT 52	Rp ¾"	-	3010123	3000824				●
3970229	MB 407/1 - RSM 20	Rp ¾"	-	3010123	3000824				●
3970537	MB 407/2 - RSD 20	Rp ¾"	-	3010123	3000824	●	●	●	
3970556	MB 407/2 - RT 20	Rp ¾"	-	3010123	3000824	●	●	●	
3970258	MB 410/1 - RT 52	Rp 1" ¼	-	3010123	3010124		3000843		
3970554	MB 410/1 - RT 20	Rp ¾"	-	3010123	3000824			3000824 + 3000843	
3970600	MB 410/1 - RT 52	Rp ¾"	-	3010123	3000824			3000824 + 3000843	
3970230	MB 410/1 - RSM 20	Rp ¾"	-	3010123	3000824			3000824 + 3000843	
3970534	MB 410/2 - RSD 20	Rp ¾"	-	3010123	3000824	●	●	●	
3970557	MB 410/2 - RT 20	Rp ¾"	-	3010123	3000824	●	●	●	
3970256	MB 412/1 - RT 52	Rp 1" ½	-	3010123	-	-	-	-	
3970144	MB 412/1 - RT 20	Rp 1" ½	-	3010123	-	-	-	-	
3970197	MB 412/1 CT RT 20	Rp 1" ½	◆	-	-	-	-	-	
3970231	MB 412/1 - RSM 20	Rp 1" ½	-	3010123	-	-	-	-	
3970152	MB 412/2 - RT 20	Rp 1" ½	-	3010123	-	-	●	●	
3970180	MB 415/1 - RT 30	Rp 1" ½	-	3010123	-	-	-	-	
3970198	MB 415/1 CT RT 30	Rp 1" ½	◆	-	-	-	-	-	
3970250	MB 415/1 - RT 52	Rp 1" ½	-	3010123	-	-	-	-	
3970253	MB 415/1 CT RT 52	Rp 1" ½	◆	-	-	-	-	-	
3970232	MB 415/1 - RSM 30	Rp 1" ½	-	3010123	-	-	-	-	
3970183	MB 415/2 - RT 20	Rp 1" ½	-	3010123	-	-	●	●	
3970181	MB 420/1 - RT 30	Rp 2"	-	3010123	3000822				-
3970182	MB 420/1 CT RT 30	Rp 2"	◆	-	3000822				-
3970257	MB 420/1 - RT 52	Rp 2"	-	3010123	3000822				-
3970252	MB 420/1 CT RT 52	Rp 2"	◆	-	3000822				-
3970233	MB 420/1 - RSM 30	Rp 2"	-	3010123	3000822				-
3970234	MB 420/1 CT RSM 30	Rp 2"	◆	-	3000822				-
3970184	MB 420/2 - RT 20	Rp 2"	-	3010123	3000822	●	●	●	
3970185	MB 420/2 CT RT 20	Rp 2"	◆	-	3000822	●	●	●	
3970221	MBC 1200/1 - RSM 60	Rp 2"	-	3010367	3000822				-
3970225	MBC 1200/1 CT RSM 60	Rp 2"	◆	-	3000822				-
3970222	MBC 1900/1 - FSM 40	DN 65	-	3010367	●	●	●	●	
3970226	MBC 1900/1 CT FSM 40	DN 65	◆	-	●	●	●	●	
3970223	MBC 3100/1 - FSM 40	DN 80	-	3010367	●	●	●	●	
3970227	MBC 3100/1 CT FSM 40	DN 80	◆	-	●	●	●	●	
3970145	CB 512/1 - RSM 30	Rp 1" ½	-	3010367	-	-	-	-	
20045589	CB 512/1 CT RSM 30	Rp 1" ½	◆	-	-	-	-	-	
3970153	CB 512/2 - RT 32	Rp 1" ½	-	3010367	-	-	●	●	
20045590	CB 512/2 CT RT 32	Rp 1" ½	◆	-	-	-	●	●	
3970146	CB 520/1 - RSM 30	Rp 2"	-	3010367	3000822				-
3970160	CB 520/1 CT RSM 30	Rp 2"	◆	-	3000822				-
3970154	CB 520/2 - RT 32	Rp 2"	-	3010367	3000822	●	●	●	
20045591	CB 520/2 CT RT 32	Rp 2"	◆	-	3000822	●	●	●	
20044659	CB 525/1 - RSM 30	Rp 2"	-	3010367	3000822				-
20044660	CB 525/1 CT RSM 30	Rp 2"	◆	-	3000822				-



## Burner combined with gas train

Gas train				VPS	Adapter					
Code	Model	Ø	C.T.	Code	Code					
					RS 34/1	RS 44/1	RS 34	RS 44-50	RS 64	
3970147	CB 5065/1 - FSM 30	DN 65	-	3010367	●	3000825	●	3000825		
3970161	CB 5065/1 CT FSM 30	DN 65	◆	-	●		●			
3970155	CB 5065/2 - FT 32	DN 65	-	3010367	●		●		●	●
3970167	CB 5065/2 CT FT 32	DN 65	◆	-	●		●		●	●
3970148	CB 5080/1 - FSM 30	DN 80	-	3010367	●	●	●	●	3000826	
3970162	CB 5080/1 CT FSM 30	DN 80	◆	-	●	●	●	●		
3970149	CB 50100/1 - FSM 30	DN 100	-	3010367	●	●	●	●	3010370 + 3000826	
3970163	CB 50100/1 CT FSM 30	DN 100	◆	-	●	●	●	●		
20043035	DMV 512/1 - RSM -0	Rp 1" ½	-	3010367	-				3000843	
20043036	DMV 512/1 CT RSM -0	Rp 1" ½	◆	-	-					
20043037	DMV 512/1 CQ RSM -2	Rp 1" ½	-	-	-					
20043038	DMV 520/1 - RSM -0	Rp 2"	-	3010367	3000822				-	
20043039	DMV 520/1 CT RSM -0	Rp 2"	◆	-					-	
20043040	DMV 520/1 CQ RSM -2	Rp 2"	-	-					-	
20043053	DMV 525/1 - RSM -0	Rp 2"	-	3010367	●	3000822	●	3000822	-	
20043054	DMV 525/1 CT RSM -0	Rp 2"	◆	-	●		●		-	
20043055	DMV 525/1 CQ RSM -2	Rp 2"	-	-	●		●		-	
20043041	DMV 5065/1 - FSM -0	DN 65	-	3010367	●	3000825	●	3000825		
20043042	DMV 5065/1 CT FSM -0	DN 65	◆	-	●		●			
20043043	DMV 5065/1 CQ FSM -2	DN 65	-	-	●		●			
20043044	DMV 50801 - FSM -0	DN 80	-	3010367	●	●	●	●	3000826	
20043045	DMV 5080/1 CT FSM -0	DN 80	◆	-	●	●	●	●		
20043046	DMV 5080/1 CQ FSM -2	DN 80	-	-	●	●	●	●		
20043047	DMV 50100/1 - FSM -0	DN 100	-	3010367	●	●	●	●	3010370 + 3000826	
20043048	DMV 50100/1 CT FSM -0	DN 100	◆	-	●	●	●	●		
20043049	DMV 50100/1 CQ FSM -2	DN 100	-	-	●	●	●	●		

**Tab. A**

Key to layout (Tab. A)

**C.T.** Gas valve leak detection control device:

- gas train not equipped with leak detection control device;  
this device can be ordered separately - see VPS column - and installed later.
- ◆ gas train equipped with leak detection control device.

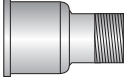

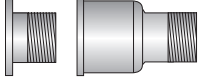


**VPS** Valve leak detection control device.

Supplied separately from the gas train, on demand.

- Not available

## Burner combined with gas train

### 1.3 Adapter

Code	Adapter	Length (mm)
3000822		70
3000824 20044756		31
3000825 3000826		300
3000843 3010124 3010126		35
3010370		50

### 1.4 Spring for pressure governor

The following are the available spring models which can be used to modify the gas train governor pressure range.

Gas train	Spring		
	Colour	Pressure range	Code
MBC 1900/1* - 3100/1* - 5000/1*	White	4 - 20 mbar	3010381
	Red	20 - 40 mbar	3010382
	Black	40 - 80 mbar	3010383
	Green	80 - 150 mbar	3010384
CB 512/1* - 512/2* DMV 512/1*	Red	25 - 55 mbar	3010131
	Black	60 - 110 mbar	3010157
	Pink	90 - 150 mbar	3090486
CB 520/1* - 520/2* - 525/1* DMV 520/1* - 525/1*	Red	25 - 55 mbar	3010132
	Black	60 - 110 mbar	3010158
	Pink	90 - 150 mbar	3090487
CB 5065/1* - 5080/1* DMV 5065/1* - 5080/1*	Red	25 - 55 mbar	3010133
	Black	60 - 110 mbar	3010135
	Pink	100 - 150 mbar	3090456
	Grey	140 - 200 mbar	3090992
CB / DMV 50100/1 *	Red	25 - 55 mbar	3010134
	Black	60 - 110 mbar	3010136
	Pink	100 - 150 mbar	3090489
	Grey	140 - 200 mbar	3092174

**Tab. B**

\* Version available both with leak detection control device and without it

### 1.5 Pressure loss diagrams

The diagrams show the minimum pressure losses of the burner combined with trains using natural gas (G20 and G25).

Values are measured at combustion head pressure test point (see burner instruction manual).

Add to these values the combustion chamber pressure to get the minimum train input pressure.



For pressure levels different from those indicated above, please contact the Technical Office.

The values indicated refer to:

- natural gas G 20 - PCI 9.45 kWh/Sm<sup>3</sup> (8.2 Mcal/Sm<sup>3</sup>)
- natural gas G 25 - PCI 8.13 kWh/Sm<sup>3</sup> (7.0 Mcal/Sm<sup>3</sup>)

# Combinación quemador - rampa de gas

## 1 Combinación quemador - rampa de gas

### 1.1 Designación rampa de gas

Serie :

MB  
 MBC  
 DMV  
 DMV12  
 VGD  
 CB  
 CBH  
 MV  
 CG

Tamaño constructivo:	405	407	410	412	415	420							
		65	120	300	700	1200	-	1900	3100	5000			
	505	507	510	512	-	520	525	5065	5080	50100	50125	50150	
	10	15	20	32	40	-	50	-	65	80	100	125	150
			120	220									

Funcionamiento:

- /S sólo función ON-OFF
- /1 abertura 1ª fase
- /2 abertura 2ª fase
- /P abertura 1ª fase con regulador proporcional aire/gas

Control de estanqueidad:

- 0
- CT control de estanqueidad de la rampa
- CQ con presostato gas para control de estanqueidad

Tipo unión:

- R roscado
- F brida estándar ISO
- F1 brida cuadrada BS1
- F2 brida cuadrada BS2
- F3 brida cuadrada BS3 - BS4

Conexión eléctrica:

- T Terminales - Regleta de conexión
- SD Conector doméstico
- SM Conector potencia media

Campo de presión salida estándar:

- sin regulador de presión
- 0 con regulador y presión proporcional aire/gas
- 2 con regulador y presión salida hasta 20 mbar
- 3 con regulador y presión salida hasta 30 mbar
- 4 con regulador y presión salida hasta 40 mbar
- 5 con regulador y presión salida hasta 50 mbar
- 6 con regulador y presión salida hasta 60 mbar
- 8 con regulador y presión salida hasta 80 mbar
- 15 con regulador y presión salida hasta 150 mbar

Mando válvulas:

- 0 común
- 2 separado

**CB 5065 /1 CT F SM 3 0**

**DESIGNACIÓN BASE**

**DESIGNACIÓN AMPLIADA**

## Combinación quemador - rampa de gas

### 1.2 Rampa de gas

Rampa de gas				VPS	Adaptador				
Código	Modelo	Ø	C.T.	Código	Código				
					RS 34/1	RS 44/1	RS 34	RS 44-50	RS 64
3970500	MB 405/1 - RT 20	Rp ¾"	-	3010123	3000824				●
3970084	MB 405/2 - RSD 20	Rp ½"	-	3010123	20044756	●	●	●	
3970553	MB 407/1 - RT 20	Rp ¾"	-	3010123	3000824				●
3970599	MB 407/1 - RT 52	Rp ¾"	-	3010123	3000824				●
3970229	MB 407/1 - RSM 20	Rp ¾"	-	3010123	3000824				●
3970537	MB 407/2 - RSD 20	Rp ¾"	-	3010123	3000824	●	●	●	
3970556	MB 407/2 - RT 20	Rp ¾"	-	3010123	3000824	●	●	●	
3970258	MB 410/1 - RT 52	Rp 1" ¼	-	3010123	3010124		3000843		
3970554	MB 410/1 - RT 20	Rp ¾"	-	3010123	3000824			3000824 + 3000843	
3970600	MB 410/1 - RT 52	Rp ¾"	-	3010123	3000824			3000824 + 3000843	
3970230	MB 410/1 - RSM 20	Rp ¾"	-	3010123	3000824			3000824 + 3000843	
3970534	MB 410/2 - RSD 20	Rp ¾"	-	3010123	3000824	●	●	●	
3970557	MB 410/2 - RT 20	Rp ¾"	-	3010123	3000824	●	●	●	
3970256	MB 412/1 - RT 52	Rp 1" ½	-	3010123	-	-	-	-	
3970144	MB 412/1 - RT 20	Rp 1" ½	-	3010123	-	-	-	-	
3970197	MB 412/1 CT RT 20	Rp 1" ½	◆	-	-	-	-	-	
3970231	MB 412/1 - RSM 20	Rp 1" ½	-	3010123	-	-	-	-	
3970152	MB 412/2 - RT 20	Rp 1" ½	-	3010123	-	-	●	●	
3970180	MB 415/1 - RT 30	Rp 1" ½	-	3010123	-	-	-	-	
3970198	MB 415/1 CT RT 30	Rp 1" ½	◆	-	-	-	-	-	
3970250	MB 415/1 - RT 52	Rp 1" ½	-	3010123	-	-	-	-	
3970253	MB 415/1 CT RT 52	Rp 1" ½	◆	-	-	-	-	-	
3970232	MB 415/1 - RSM 30	Rp 1" ½	-	3010123	-	-	-	-	
3970183	MB 415/2 - RT 20	Rp 1" ½	-	3010123	-	-	●	●	
3970181	MB 420/1 - RT 30	Rp 2"	-	3010123	3000822				-
3970182	MB 420/1 CT RT 30	Rp 2"	◆	-	3000822				-
3970257	MB 420/1 - RT 52	Rp 2"	-	3010123	3000822				-
3970252	MB 420/1 CT RT 52	Rp 2"	◆	-	3000822				-
3970233	MB 420/1 - RSM 30	Rp 2"	-	3010123	3000822				-
3970234	MB 420/1 CT RSM 30	Rp 2"	◆	-	3000822				-
3970184	MB 420/2 - RT 20	Rp 2"	-	3010123	3000822	●	●	●	
3970185	MB 420/2 CT RT 20	Rp 2"	◆	-	3000822	●	●	●	
3970221	MBC 1200/1 - RSM 60	Rp 2"	-	3010367	3000822				-
3970225	MBC 1200/1 CT RSM 60	Rp 2"	◆	-	3000822				-
3970222	MBC 1900/1 - FSM 40	DN 65	-	3010367	●	●	●	●	
3970226	MBC 1900/1 CT FSM 40	DN 65	◆	-	●	●	●	●	
3970223	MBC 3100/1 - FSM 40	DN 80	-	3010367	●	●	●	●	
3970227	MBC 3100/1 CT FSM 40	DN 80	◆	-	●	●	●	●	
3970145	CB 512/1 - RSM 30	Rp 1" ½	-	3010367	-	-	-	-	
20045589	CB 512/1 CT RSM 30	Rp 1" ½	◆	-	-	-	-	-	
3970153	CB 512/2 - RT 32	Rp 1" ½	-	3010367	-	-	●	●	
20045590	CB 512/2 CT RT 32	Rp 1" ½	◆	-	-	-	●	●	
3970146	CB 520/1 - RSM 30	Rp 2"	-	3010367	3000822				-
3970160	CB 520/1 CT RSM 30	Rp 2"	◆	-	3000822				-
3970154	CB 520/2 - RT 32	Rp 2"	-	3010367	3000822	●	●	●	
20045591	CB 520/2 CT RT 32	Rp 2"	◆	-	3000822	●	●	●	
20044659	CB 525/1 - RSM 30	Rp 2"	-	3010367	3000822				-
20044660	CB 525/1 CT RSM 30	Rp 2"	◆	-	3000822				-

## Combinación quemador - rampa de gas

Rampa de gas				VPS	Adaptador					
Código	Modelo	Ø	C.T.	Código	Código					
					RS 34/1	RS 44/1	RS 34	RS 44-50	RS 64	
3970147	CB 5065/1 - FSM 30	DN 65	-	3010367	●	3000825	●	3000825		
3970161	CB 5065/1 CT FSM 30	DN 65	◆	-	●		●			
3970155	CB 5065/2 - FT 32	DN 65	-	3010367	●		●		●	●
3970167	CB 5065/2 CT FT 32	DN 65	◆	-	●		●		●	●
3970148	CB 5080/1 - FSM 30	DN 80	-	3010367	●	●	●	●	3000826	
3970162	CB 5080/1 CT FSM 30	DN 80	◆	-	●	●	●	●		
3970149	CB 50100/1 - FSM 30	DN 100	-	3010367	●	●	●	●	3010370 + 3000826	
3970163	CB 50100/1 CT FSM 30	DN 100	◆	-	●	●	●	●		
20043035	DMV 512/1 - RSM -0	Rp 1" ½	-	3010367	-				3000843	
20043036	DMV 512/1 CT RSM -0	Rp 1" ½	◆	-	-					
20043037	DMV 512/1 CQ RSM -2	Rp 1" ½	-	-	-					
20043038	DMV 520/1 - RSM -0	Rp 2"	-	3010367	3000822				-	
20043039	DMV 520/1 CT RSM -0	Rp 2"	◆	-					-	
20043040	DMV 520/1 CQ RSM -2	Rp 2"	-	-					-	
20043053	DMV 525/1 - RSM -0	Rp 2"	-	3010367	●	3000822	●	3000822	-	
20043054	DMV 525/1 CT RSM -0	Rp 2"	◆	-	●		●		-	
20043055	DMV 525/1 CQ RSM -2	Rp 2"	-	-	●		●		-	
20043041	DMV 5065/1 - FSM -0	DN 65	-	3010367	●	3000825	●	3000825		
20043042	DMV 5065/1 CT FSM -0	DN 65	◆	-	●		●			
20043043	DMV 5065/1 CQ FSM -2	DN 65	-	-	●		●			
20043044	DMV 50801 - FSM -0	DN 80	-	3010367	●	●	●	●	3000826	
20043045	DMV 5080/1 CT FSM -0	DN 80	◆	-	●	●	●	●		
20043046	DMV 5080/1 CQ FSM -2	DN 80	-	-	●	●	●	●		
20043047	DMV 50100/1 - FSM -0	DN 100	-	3010367	●	●	●	●	3010370 + 3000826	
20043048	DMV 50100/1 CT FSM -0	DN 100	◆	-	●	●	●	●		
20043049	DMV 50100/1 CQ FSM -2	DN 100	-	-	●	●	●	●		

**Tab. A**

Leyenda (Tab. A)

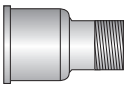

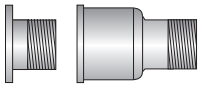


**C.T.** Dispositivo de control de la estanqueidad válvulas de gas:  
 – rampa sin el dispositivo de control de estanqueidad;  
 dispositivo que puede pedirse por separado, ver columna VPS, e instalarse sucesivamente.  
 ◆ rampa con el dispositivo de control de estanqueidad instalado.

**VPS** Dispositivo de control de la estanqueidad de las válvulas.  
 Se suministra aparte de la rampa de gas, sobre demanda.

● No disponible

## Combinación quemador - rampa de gas

### 1.3 Adaptador

Código	Adaptador	Longitud (mm)
3000822		70
3000824 20044756		31
3000825 3000826		300
3000843 3010124 3010126		35
3010370		50

### 1.4 Muelle para el regulador de presión

Para cambiar el campo de presión del regulador de la rampa de gas están disponibles los modelos de muelles indicados a continuación.

Rampa de gas	Muelle		
	Color	Campo de presión	Código
MBC 1900/1* - 3100/1* - 5000/1*	Blanco	4 - 20 mbar	3010381
	Rojo	20 - 40 mbar	3010382
	Negro	40 - 80 mbar	3010383
	Verde	80 - 150 mbar	3010384
CB 512/1* - 512/2* DMV 512/1*	Rojo	25 - 55 mbar	3010131
	Negro	60 - 110 mbar	3010157
	Rosa	90 - 150 mbar	3090486
CB 520/1* - 520/2* - 525/1* DMV 520/1* - 525/1*	Rojo	25 - 55 mbar	3010132
	Negro	60 - 110 mbar	3010158
	Rosa	90 - 150 mbar	3090487
CB 5065/1* - 5080/1* DMV 5065/1* - 5080/1*	Rojo	25 - 55 mbar	3010133
	Negro	60 - 110 mbar	3010135
	Rosa	100 - 150 mbar	3090456
	Gris	140 - 200 mbar	3090992
CB / DMV 50100/1 *	Rojo	25 - 55 mbar	3010134
	Negro	60 - 110 mbar	3010136
	Rosa	100 - 150 mbar	3090489
	Gris	140 - 200 mbar	3092174

**Tab. B**

\* Con y sin control de estanqueidad

### 1.5 Diagramas pérdida de presión

Los diagramas indican las pérdidas de presión mínimas del quemador combinadas con las rampas de gas utilizando gas natural G20 y G25.

Los valores son medidos en la toma de presión de gas del cabezal de combustión (ver manual de instrucciones del quemador).

A estos valores se le debe sumar la presión de la cámara de combustión; los valores calculados de esta manera representan la presión mínima de ingreso a la rampa.



**ATENCIÓN**

Para niveles de presión diferentes, póngase en contacto con nuestro Servicio Técnico.

Los valores indicados se refieren a:

- gas natural G 20 - PCI 9,45 kWh/Sm<sup>3</sup> (8,2 Mcal/Sm<sup>3</sup>)
- gas natural G 25 - PCI 8,13 kWh/Sm<sup>3</sup> (7,0 Mcal/Sm<sup>3</sup>)

## 1 Combinatie brander - gasstraat

### 1.1 Aanduiding gasstraat

Serie: MB

MBC

DMV

DMV12

VGD

CB

CBH

MV

CG

Constructie afmetingen:	405	407	410	412	415	420							
		65	120	300	700	1200	-	1900	3100	5000			
		505	507	510	512	-	520	525	5065	5080	50100	50125	50150
		10	15	20	32	40	-	50	-	65	80	100	125
			120	220									

Werking: /S uitsluitend de functie ON-OFF

/1 opening 1 stap

/2 opening 2 stappen

/P opening 1 stap met proportionele lucht/gas regelaar

Afdichtingscontrole: - 0

CT afdichtingscontrole op gasstraat

CQ met drukregelaar voor afdichtingscontrole

Soort verbinding: R met schroefdraad

F standaard flens ISO

F1 vierkante flens BS1

F2 vierkante flens BS2

F3 vierkante flens BS3 - BS4

Elektrische aansluiting: T Aansluitklemmen - Klemmenbord

SD Normale stekker

SM Stekker gemiddeld vermogen

Drukveld standaard uitgang: -zonder drukregelaar

0 met regelaar en proportionele druk lucht/gas

2 met regelaar en druk uitgang tot 20 mbar

3 met regelaar en druk uitgang tot 30 mbar

4 met regelaar en druk uitgang tot 40 mbar

5 met regelaar en druk uitgang tot 50 mbar

6 met regelaar en druk uitgang tot 60 mbar

8 met regelaar en druk uitgang tot 80 mbar

15 met regelaar en druk uitgang tot 150 mbar

Bediening kleppen: 0 normaal

2 gescheiden

CB	5065	/1	CT	F	SM	3	0
----	------	----	----	---	----	---	---

STANDAARD NAAM

UITGEBREIDE NAAM

## Combinatie brander - gasstraat

### 1.2 Gasstraat

Gasstraat				VPS	Adapter				
Code	Modello	Ø	C.T.	Code	Code				
					RS 34/1	RS 44/1	RS 34	RS 44-50	RS 64
3970500	MB 405/1 - RT 20	Rp ¾"	-	3010123	3000824				●
3970084	MB 405/2 - RSD 20	Rp ½"	-	3010123	20044756	●	●	●	
3970553	MB 407/1 - RT 20	Rp ¾"	-	3010123	3000824				●
3970599	MB 407/1 - RT 52	Rp ¾"	-	3010123	3000824				●
3970229	MB 407/1 - RSM 20	Rp ¾"	-	3010123	3000824				●
3970537	MB 407/2 - RSD 20	Rp ¾"	-	3010123	3000824	●	●	●	
3970556	MB 407/2 - RT 20	Rp ¾"	-	3010123	3000824	●	●	●	
3970258	MB 410/1 - RT 52	Rp 1" ¼	-	3010123	3010124		3000843		
3970554	MB 410/1 - RT 20	Rp ¾"	-	3010123	3000824			3000824 + 3000843	
3970600	MB 410/1 - RT 52	Rp ¾"	-	3010123	3000824			3000824 + 3000843	
3970230	MB 410/1 - RSM 20	Rp ¾"	-	3010123	3000824			3000824 + 3000843	
3970534	MB 410/2 - RSD 20	Rp ¾"	-	3010123	3000824	●	●	●	
3970557	MB 410/2 - RT 20	Rp ¾"	-	3010123	3000824	●	●	●	
3970256	MB 412/1 - RT 52	Rp 1" ½	-	3010123	-	-	-	-	
3970144	MB 412/1 - RT 20	Rp 1" ½	-	3010123	-	-	-	-	
3970197	MB 412/1 CT RT 20	Rp 1" ½	◆	-	-	-	-	-	
3970231	MB 412/1 - RSM 20	Rp 1" ½	-	3010123	-	-	-	-	
3970152	MB 412/2 - RT 20	Rp 1" ½	-	3010123	-	-	●	●	
3970180	MB 415/1 - RT 30	Rp 1" ½	-	3010123	-	-	-	-	
3970198	MB 415/1 CT RT 30	Rp 1" ½	◆	-	-	-	-	-	
3970250	MB 415/1 - RT 52	Rp 1" ½	-	3010123	-	-	-	-	
3970253	MB 415/1 CT RT 52	Rp 1" ½	◆	-	-	-	-	-	
3970232	MB 415/1 - RSM 30	Rp 1" ½	-	3010123	-	-	-	-	
3970183	MB 415/2 - RT 20	Rp 1" ½	-	3010123	-	-	●	●	
3970181	MB 420/1 - RT 30	Rp 2"	-	3010123	3000822				-
3970182	MB 420/1 CT RT 30	Rp 2"	◆	-	3000822				-
3970257	MB 420/1 - RT 52	Rp 2"	-	3010123	3000822				-
3970252	MB 420/1 CT RT 52	Rp 2"	◆	-	3000822				-
3970233	MB 420/1 - RSM 30	Rp 2"	-	3010123	3000822				-
3970234	MB 420/1 CT RSM 30	Rp 2"	◆	-	3000822				-
3970184	MB 420/2 - RT 20	Rp 2"	-	3010123	3000822	●	●	●	
3970185	MB 420/2 CT RT 20	Rp 2"	◆	-	3000822	●	●	●	
3970221	MBC 1200/1 - RSM 60	Rp 2"	-	3010367	3000822				-
3970225	MBC 1200/1 CT RSM 60	Rp 2"	◆	-	3000822				-
3970222	MBC 1900/1 - FSM 40	DN 65	-	3010367	●	●	●	●	
3970226	MBC 1900/1 CT FSM 40	DN 65	◆	-	●	●	●	●	
3970223	MBC 3100/1 - FSM 40	DN 80	-	3010367	●	●	●	●	
3970227	MBC 3100/1 CT FSM 40	DN 80	◆	-	●	●	●	●	
3970145	CB 512/1 - RSM 30	Rp 1" ½	-	3010367	-	-	-	-	
20045589	CB 512/1 CT RSM 30	Rp 1" ½	◆	-	-	-	-	-	
3970153	CB 512/2 - RT 32	Rp 1" ½	-	3010367	-	-	●	●	
20045590	CB 512/2 CT RT 32	Rp 1" ½	◆	-	-	-	●	●	
3970146	CB 520/1 - RSM 30	Rp 2"	-	3010367	3000822				-
3970160	CB 520/1 CT RSM 30	Rp 2"	◆	-	3000822				-
3970154	CB 520/2 - RT 32	Rp 2"	-	3010367	3000822	●	●	●	
20045591	CB 520/2 CT RT 32	Rp 2"	◆	-	3000822	●	●	●	
20044659	CB 525/1 - RSM 30	Rp 2"	-	3010367	3000822				-
20044660	CB 525/1 CT RSM 30	Rp 2"	◆	-	3000822				-



## Combinatie brander - gasstraat

Gasstraat				VPS	Adapter					
Code	Modello	Ø	C.T.	Code	Code					
					RS 34/1	RS 44/1	RS 34	RS 44-50	RS 64	
3970147	CB 5065/1 - FSM 30	DN 65	-	3010367	●	3000825	●	3000825		
3970161	CB 5065/1 CT FSM 30	DN 65	◆	-	●		●			
3970155	CB 5065/2 - FT 32	DN 65	-	3010367	●		●		●	●
3970167	CB 5065/2 CT FT 32	DN 65	◆	-	●		●		●	●
3970148	CB 5080/1 - FSM 30	DN 80	-	3010367	●	●	●	●	3000826	
3970162	CB 5080/1 CT FSM 30	DN 80	◆	-	●	●	●	●		
3970149	CB 50100/1 - FSM 30	DN 100	-	3010367	●	●	●	●	3010370 + 3000826	
3970163	CB 50100/1 CT FSM 30	DN 100	◆	-	●	●	●	●		
20043035	DMV 512/1 - RSM -0	Rp 1" ½	-	3010367	-				3000843	
20043036	DMV 512/1 CT RSM -0	Rp 1" ½	◆	-	-					
20043037	DMV 512/1 CQ RSM -2	Rp 1" ½	-	-	-					
20043038	DMV 520/1 - RSM -0	Rp 2"	-	3010367	3000822				-	
20043039	DMV 520/1 CT RSM -0	Rp 2"	◆	-					-	
20043040	DMV 520/1 CQ RSM -2	Rp 2"	-	-					-	
20043053	DMV 525/1 - RSM -0	Rp 2"	-	3010367	●	3000822	●	3000822	-	
20043054	DMV 525/1 CT RSM -0	Rp 2"	◆	-	●		●		-	
20043055	DMV 525/1 CQ RSM -2	Rp 2"	-	-	●		●		-	
20043041	DMV 5065/1 - FSM -0	DN 65	-	3010367	●	3000825	●	3000825		
20043042	DMV 5065/1 CT FSM -0	DN 65	◆	-	●		●			
20043043	DMV 5065/1 CQ FSM -2	DN 65	-	-	●		●			
20043044	DMV 50801 - FSM -0	DN 80	-	3010367	●	●	●	●	3000826	
20043045	DMV 5080/1 CT FSM -0	DN 80	◆	-	●	●	●	●		
20043046	DMV 5080/1 CQ FSM -2	DN 80	-	-	●	●	●	●		
20043047	DMV 50100/1 - FSM -0	DN 100	-	3010367	●	●	●	●	3010370 + 3000826	
20043048	DMV 50100/1 CT FSM -0	DN 100	◆	-	●	●	●	●		
20043049	DMV 50100/1 CQ FSM -2	DN 100	-	-	●	●	●	●		

Tab. A

Legenda (Tab. A)

**C.T.** Controlesysteem afdichting gaskleppen:

- gasstraat zonder afdichting controlesysteem;  
dit systeem kan afzonderlijk besteld, zie de kolom VPS,  
en vervolgens geïnstalleerd worden.
- ◆ gasstraat met geïnstalleerd afdichting controlesysteem.

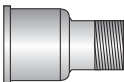

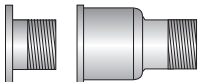


**VPS** Controlesysteem afdichting kleppen.

Op aanvraag wordt dit systeem afzonderlijk van de gasstraat geïnstalleerd.

- Niet verkrijgbaar

## Combinatie brander - gasstraat

### 1.3 Adapter

Code	Adapter	Lengte (mm)
3000822		70
3000824 20044756		31
3000825 3000826		300
3000843 3010124 3010126		35
3010370		50

### 1.4 Veer voor drukregelaar

De onderstaande modellen veren zijn beschikbaar om het drukveld van de regelaar van de gasstraat te variëren.

Gasstraat	Veer		
	Kleur	Drukveld	Code
MBC 1900/1* - 3100/1* - 5000/1*	Wit	4 - 20 mbar	3010381
	Rood	20 - 40 mbar	3010382
	Zwart	40 - 80 mbar	3010383
	Groen	80 - 150 mbar	3010384
CB 512/1* - 512/2* DMV 512/1*	Rood	25 - 55 mbar	3010131
	Zwart	60 - 110 mbar	3010157
	Roze	90 - 150 mbar	3090486
CB 520/1* - 520/2* - 525/1* DMV 520/1* - 525/1*	Rood	25 - 55 mbar	3010132
	Zwart	60 - 110 mbar	3010158
	Roze	90 - 150 mbar	3090487
CB 5065/1* - 5080/1* DMV 5065/1* - 5080/1*	Rood	25 - 55 mbar	3010133
	Zwart	60 - 110 mbar	3010135
	Roze	100 - 150 mbar	3090456
	Grijs	140 - 200 mbar	3090992
CB / DMV 50100/1 *	Rood	25 - 55 mbar	3010134
	Zwart	60 - 110 mbar	3010136
	Roze	100 - 150 mbar	3090489
	Grijs	140 - 200 mbar	3092174

Tab. B

\* Met en zonder afdichtingscontrole

### 1.5 Diagrammen lading afname

De diagrammen geven de minimum drukafname van de brander aan in combinatie met de gasbuizen en het gebruik van aardgas G20 en G25.

De waarden worden gemeten aan de gasdruk aansluiting op de branderkop (zie de handleiding van de brander).

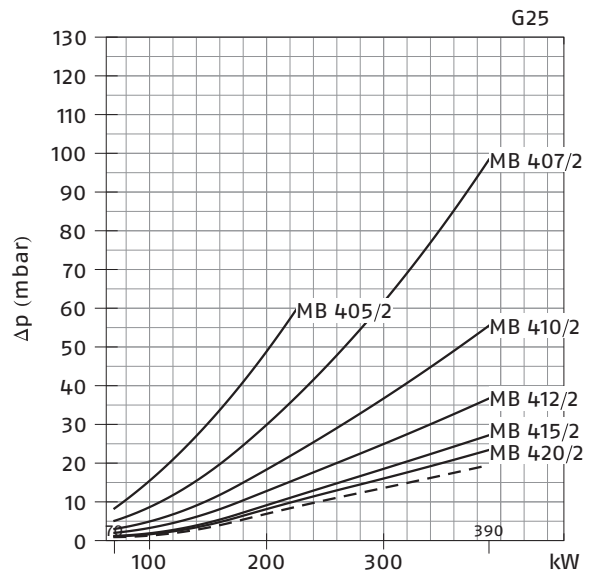
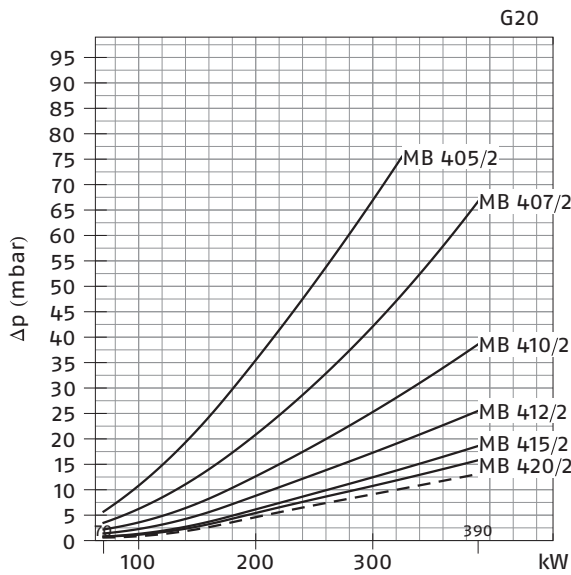
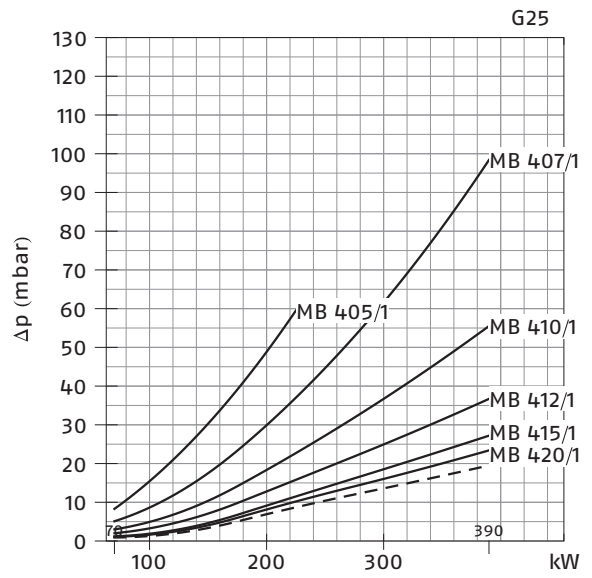
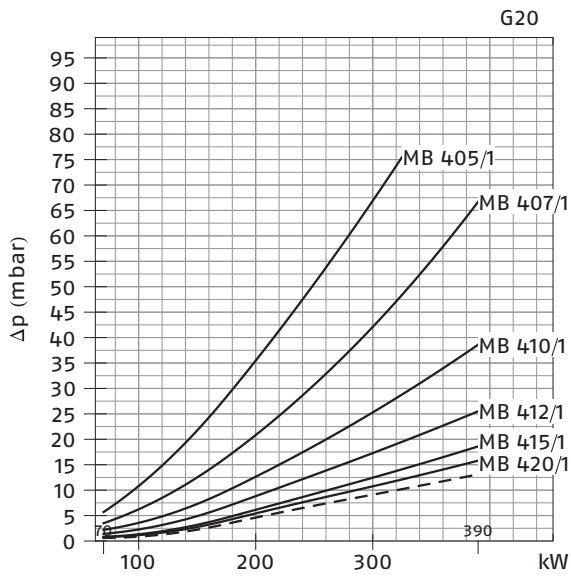
Voeg aan deze waarden de druk van de verbrandingskamer toe. De verkregen waarden geven de minimum druk aan de ingang van de gasstraat aan.

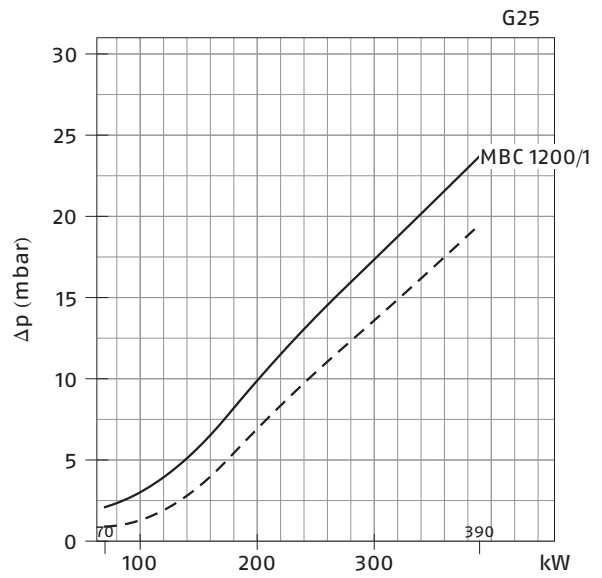
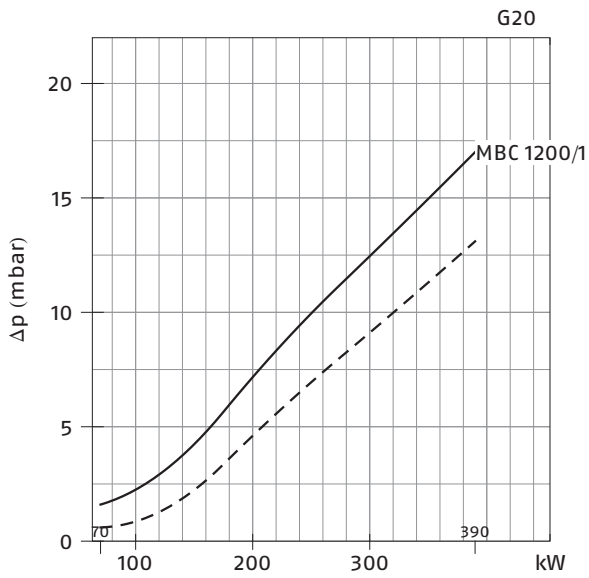


Neem contact op met de Technische Assistentie als de drukwaarden afwijken van hetgeen vermeld is.

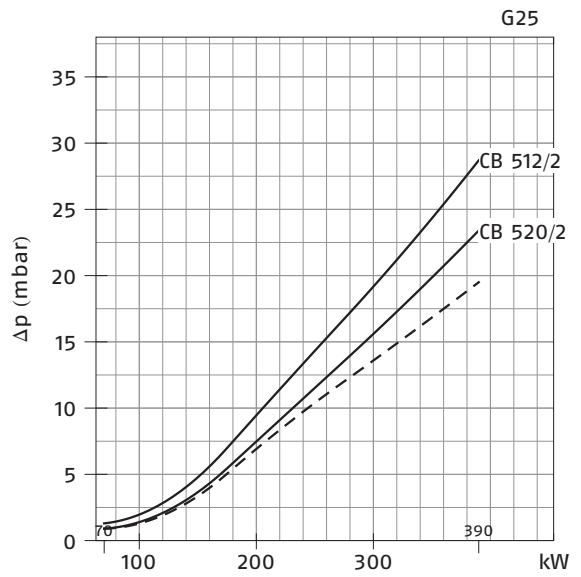
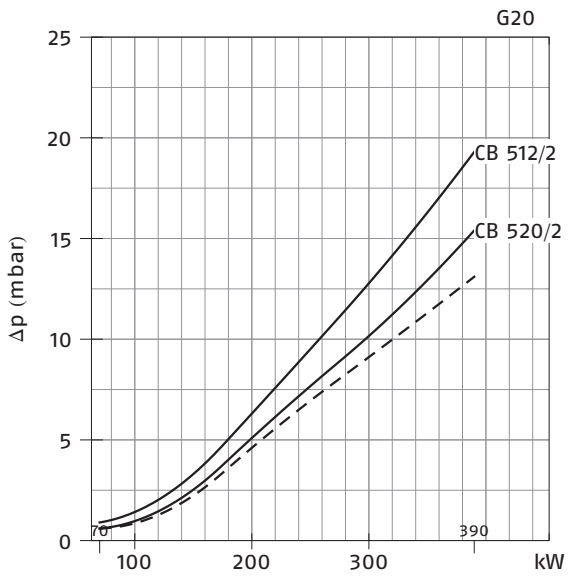
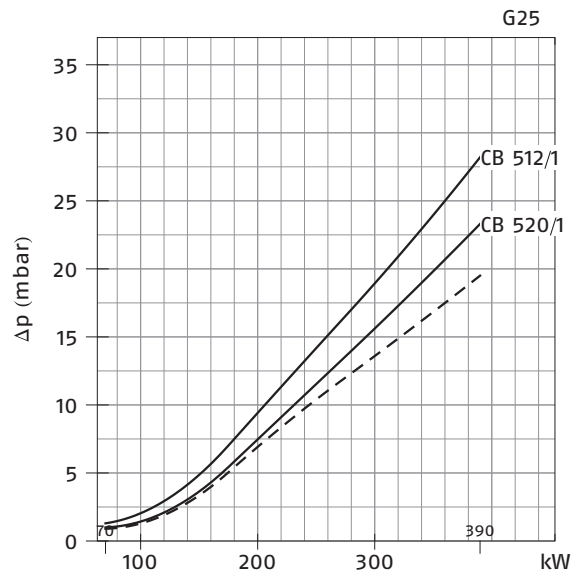
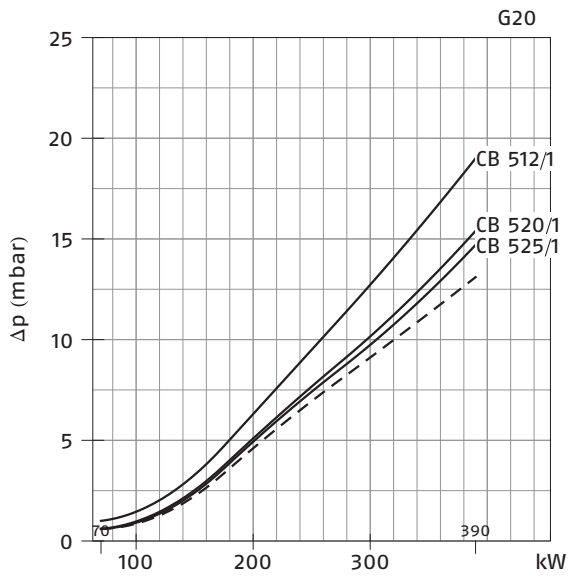
De aangegeven waarden verwijzen naar:

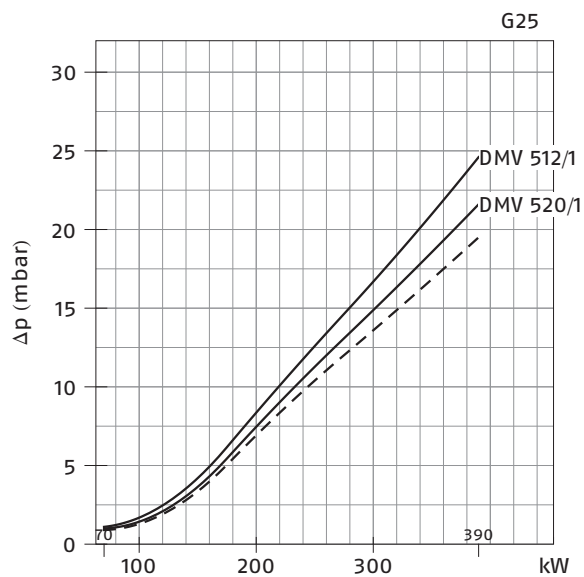
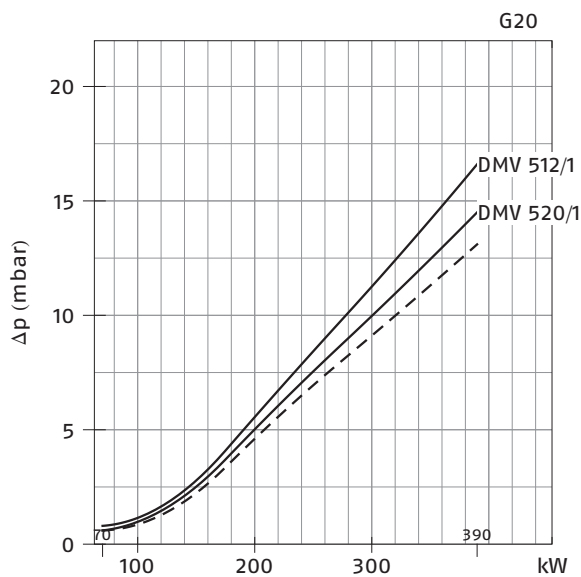
- aardgas G 20 - PCI 9,45 kWh/Sm<sup>3</sup> (8,2 Mcal/Sm<sup>3</sup>)
- aardgas G 25 - PCI 8,13 kWh/Sm<sup>3</sup> (7,0 Mcal/Sm<sup>3</sup>)





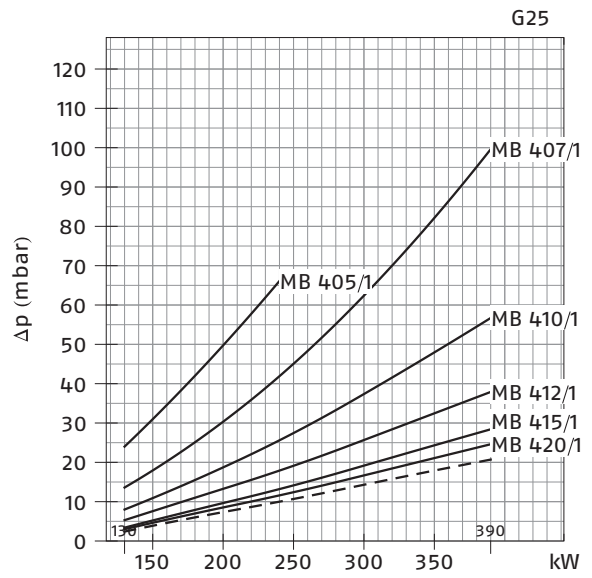
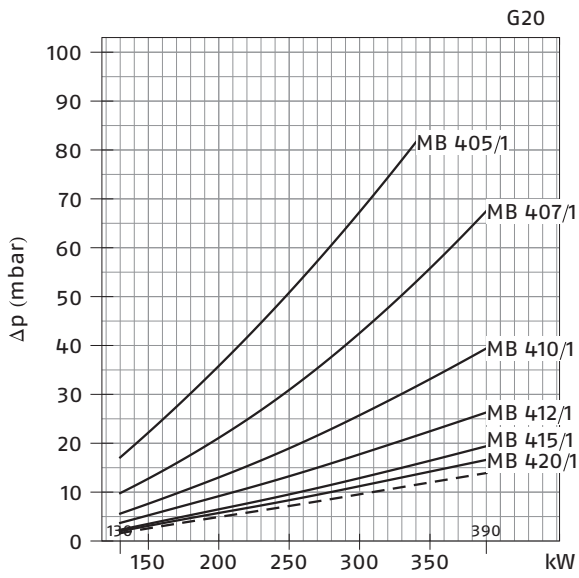
	I	D	F	GB	E	NL
	Perdite di pressione	Druckverlust	Pertes de pression	Pressure loss	Pérdida de presión	Drukafname
—	Testa di combustione + rampa gas	Flammkopf + Gasstrecke	Tête de combustion + rampe gaz	Combustion head + gas train	Cabezal de combustión + rampa de gas	Verbrandingskop + gasstraat
- - -	Testa di combustione	Flammkopf	Tête de combustion	Combustion head	Cabezal de combustión	Verbrandingskop



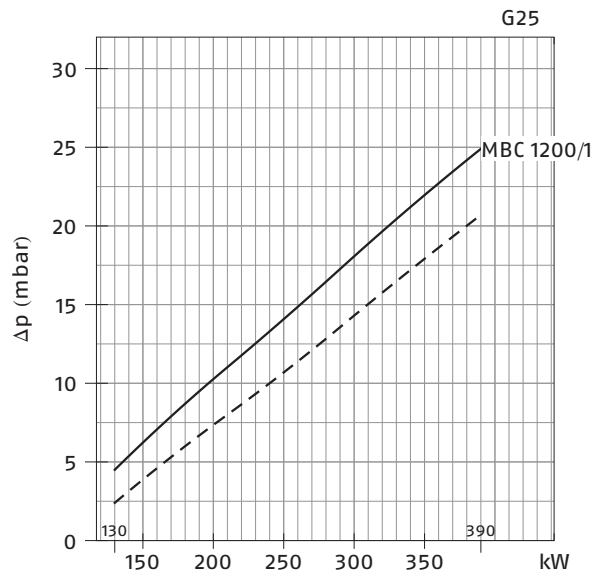
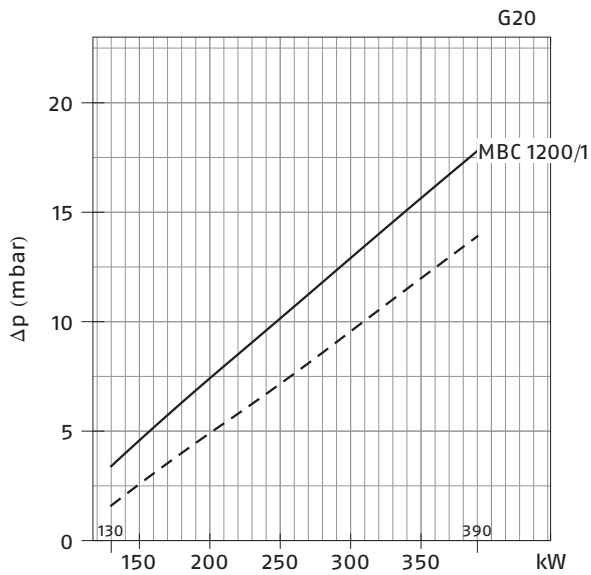


	<b>I</b>	<b>D</b>	<b>F</b>	<b>GB</b>	<b>E</b>	<b>NL</b>
	<b>Perdite di pressione</b>	<b>Druckverlust</b>	<b>Pertes de pression</b>	<b>Pressure loss</b>	<b>Pérdida de presión</b>	<b>Drukafname</b>
—	Testa di combustione + rampa gas	Flammkopf + Gasstrecke	Tête de combustion + rampe gaz	Combustion head + gas train	Cabezal de combustión + rampa de gas	Verbrandingskop + gasstraat
- - -	Testa di combustione	Flammkopf	Tête de combustion	Combustion head	Cabezal de combustión	Verbrandingskop

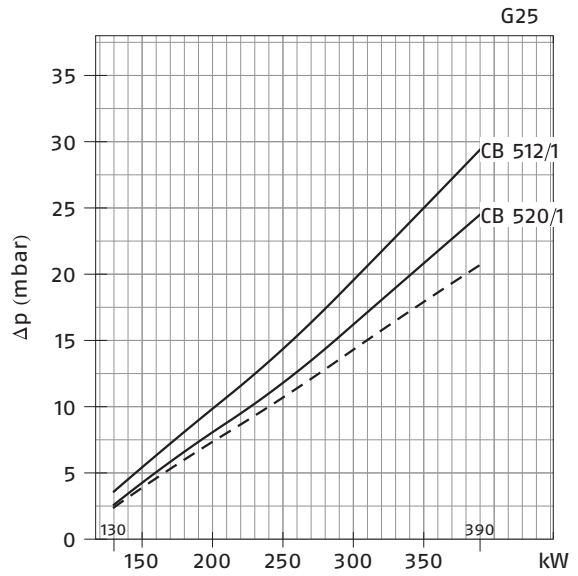
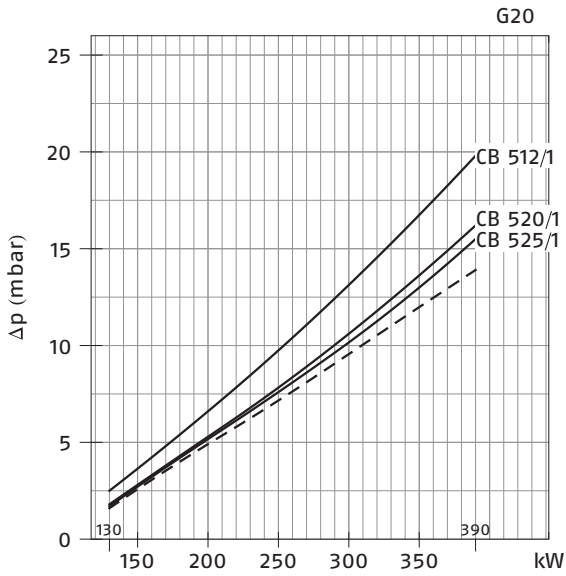
**RS 34 MZ - MB**



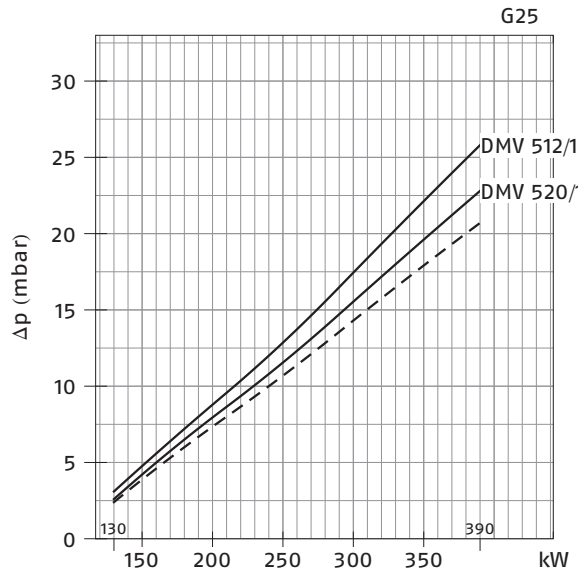
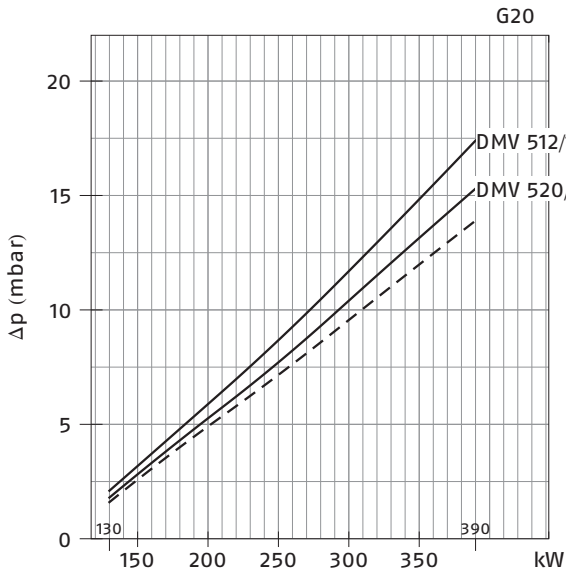
**RS 34 MZ - MBC**



**RS 34 MZ - CB**



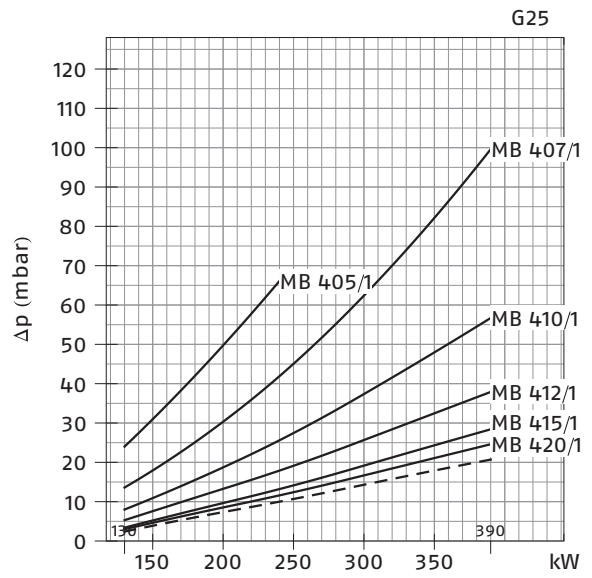
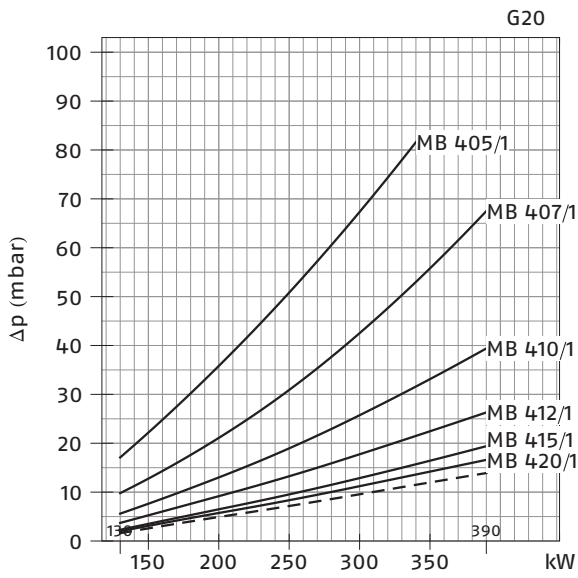
**RS 34 MZ - DMV**



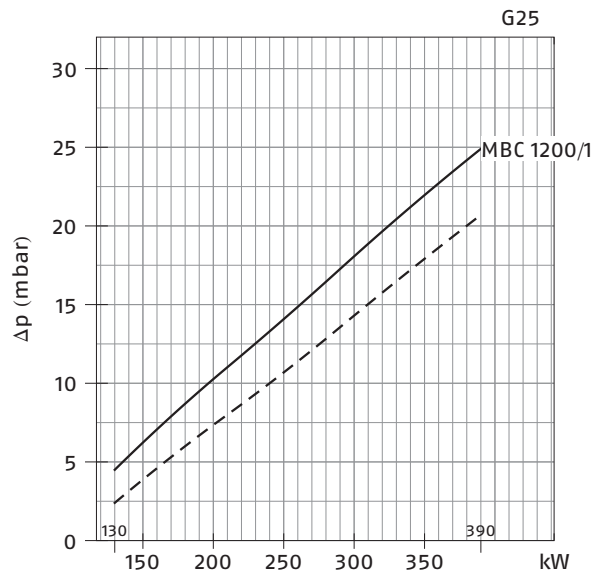
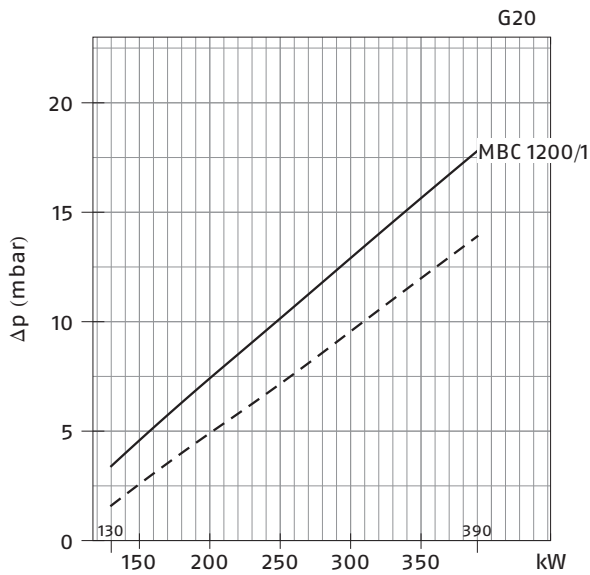
	<b>I</b>	<b>D</b>	<b>F</b>	<b>GB</b>	<b>E</b>	<b>NL</b>
	<b>Perdite di pressione</b>	<b>Druckverlust</b>	<b>Pertes de pression</b>	<b>Pressure loss</b>	<b>Pérdida de presión</b>	<b>Drukafname</b>
—	Testa di combustione + farfalla gas + rampa gas	Flammkopf + Gasdrossel + Gasstrecke	Tête de combustion + vanne papillon gaz + rampe gaz	Combustion head + gas butterfly valve + gas train	Cabezal de combustión + válvula de mariposa gas + rampa de gas	Verbrandingskop + gasklep + gasstraat
- - -	Testa di combustione + farfalla gas	Flammkopf + Gasdrossel	Tête de combustion + vanne papillon gaz	Combustion head + gas butterfly valve	Cabezal de combustión + válvula de mariposa gas	Verbrandingskop + gasklep



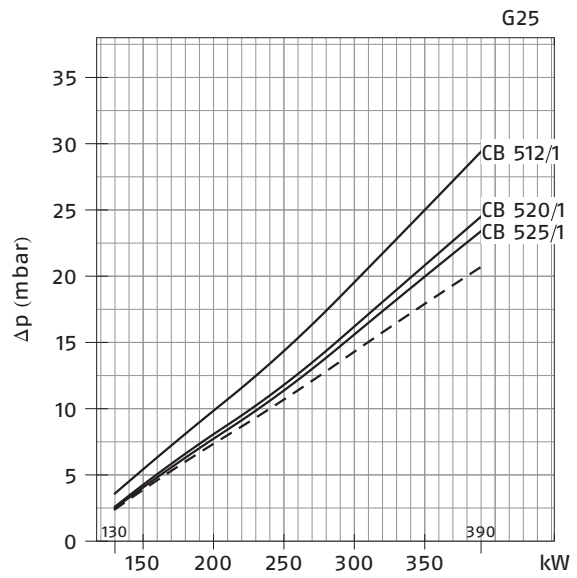
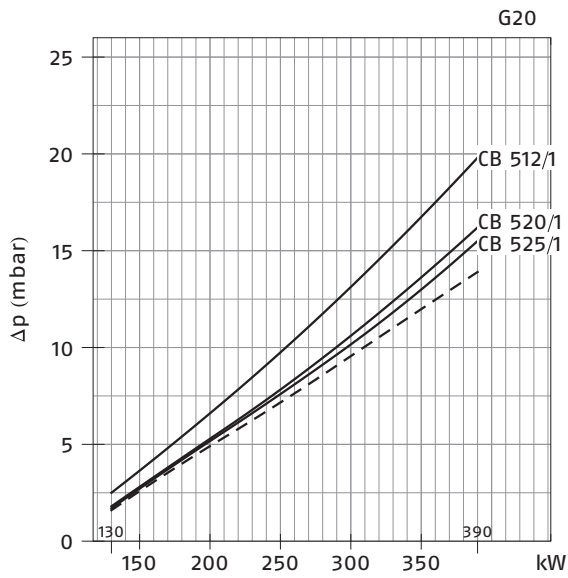
**RS 34/M MZ - MB**



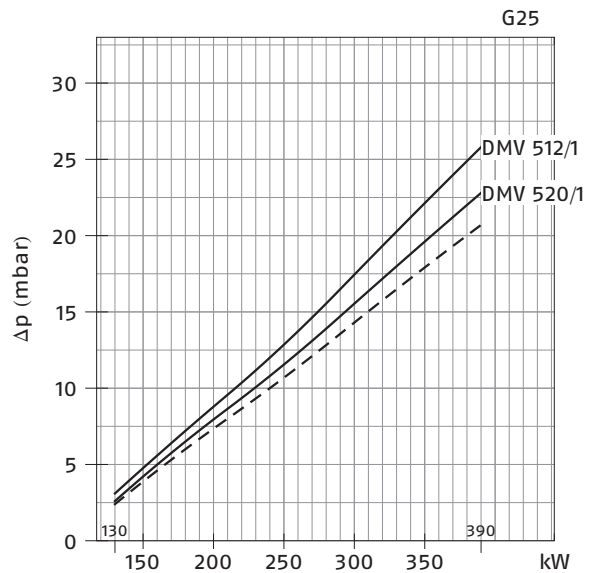
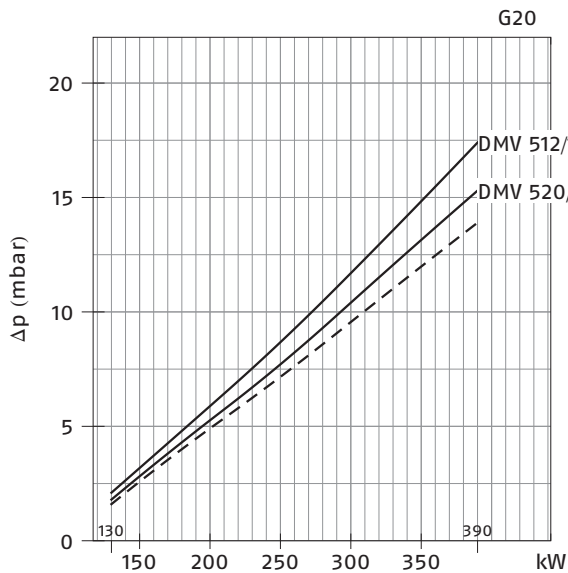
**RS 34/M MZ - MBC**



## RS 34/M MZ - CB



## RS 34/M MZ - DMV



I

**Perdite di pressione**

Testa di combustione  
+ farfalla gas  
+ rampa gas

D

**Druckverlust**

Flammkopf  
+ Gasdrossel  
+ Gasstrecke

F

**Pertes de pression**

Tête de combustion  
+ vanne papillon gaz  
+ rampe gaz

GB

**Pressure loss**

Combustion head  
+ gas butterfly valve  
+ gas train

E

**Pérdida de presión**

Cabezal de combustión  
+ válvula de mariposa gas  
+ rampa de gas

NL

**Drukafname**

Verbrandingskop  
+ gasklep  
+ gasstraat

—

- - -

Testa di combustione  
+ farfalla gas

Flammkopf  
+ Gasdrossel

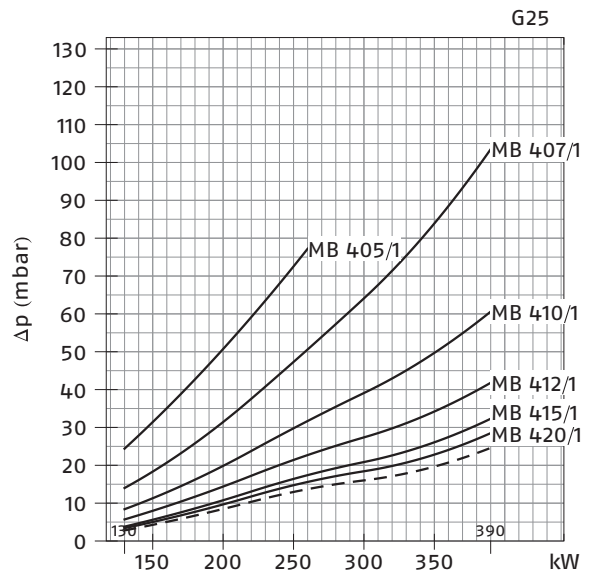
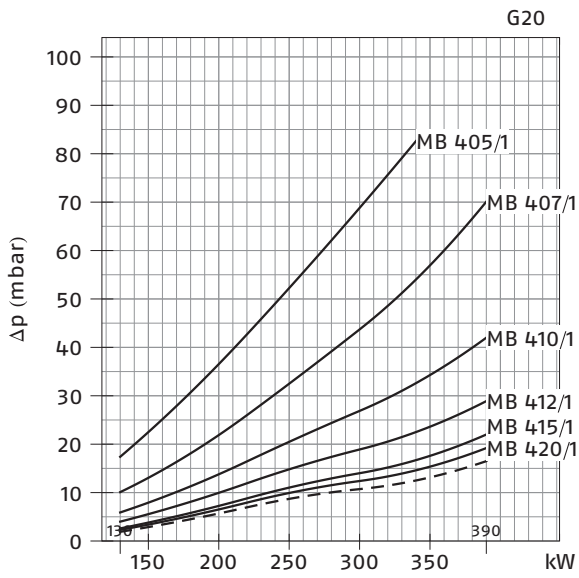
Tête de combustion  
+ vanne papillon gaz

Combustion head  
+ gas butterfly valve

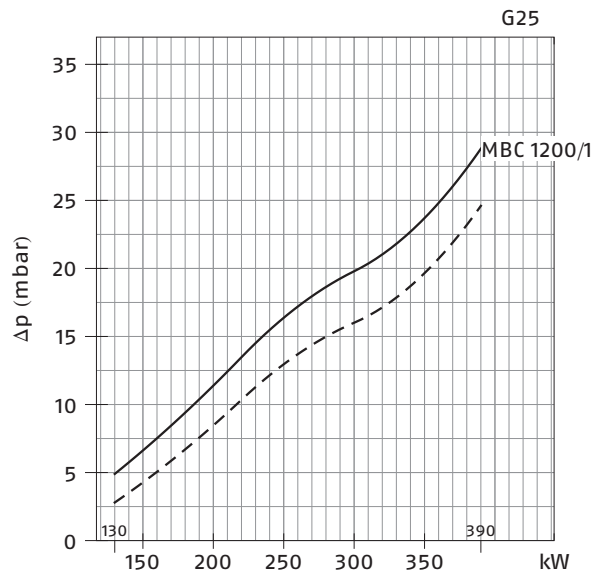
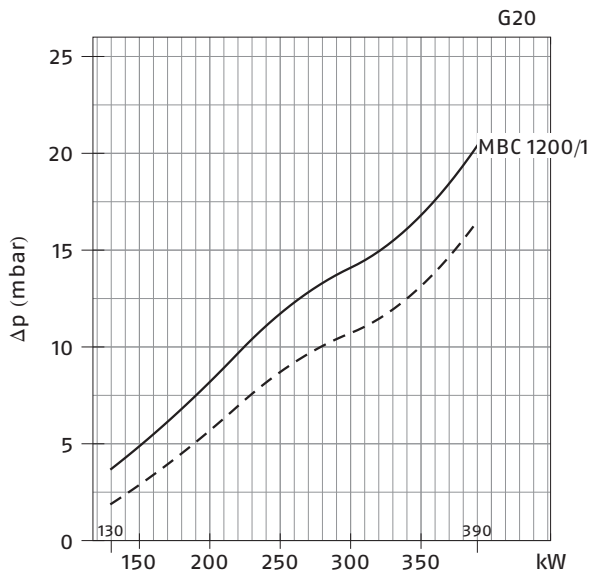
Cabezal de combustión  
+ válvula de mariposa gas

Verbrandingskop  
+ gasklep

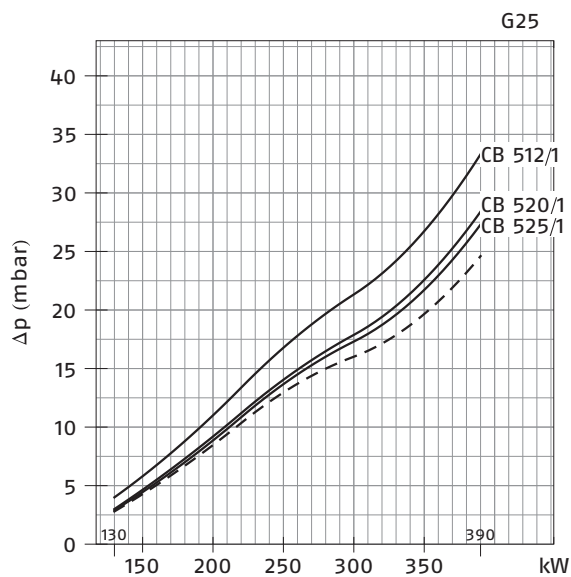
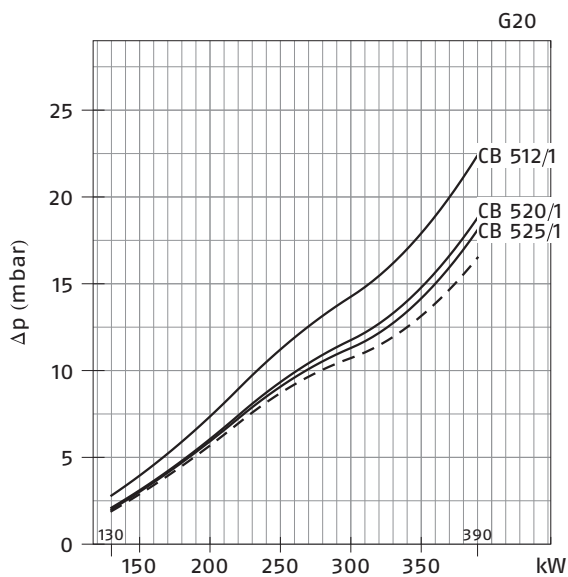
**RS 34/E MZ - MB**



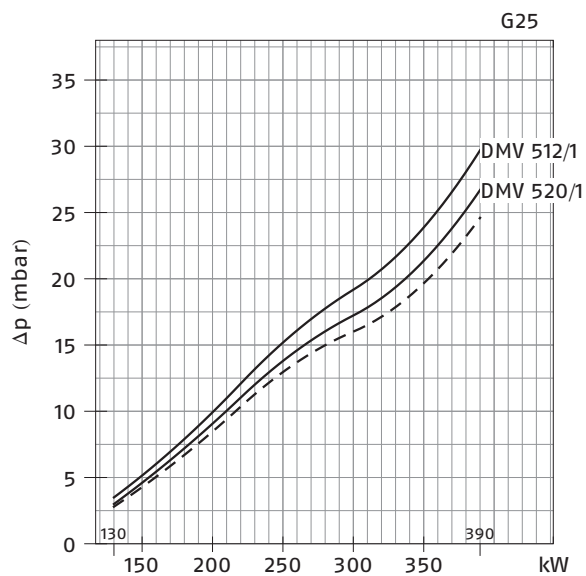
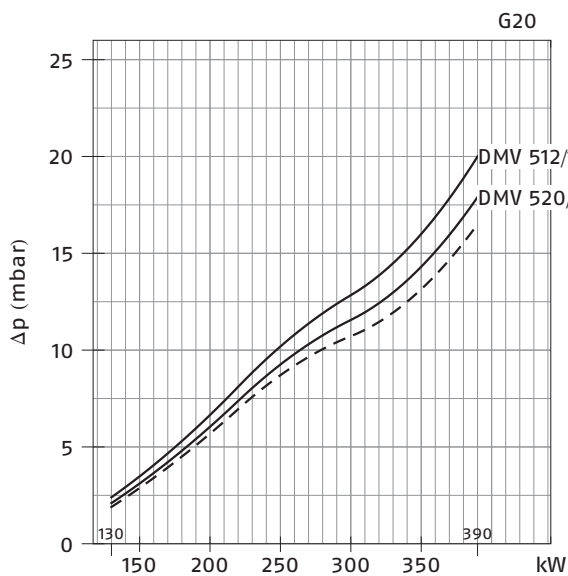
**RS 34/E MZ - MBC**



## RS 34/E MZ - CB



## RS 34/E MZ - DMV



I

**Perdite di pressione**

Testa di combustione  
+ farfalla gas  
+ rampa gas

D

**Druckverlust**

Flammkopf  
+ Gasdrossel  
+ Gasstrecke

F

**Pertes de pression**

Tête de combustion  
+ vanne papillon gaz  
+ rampe gaz

GB

**Pressure loss**

Combustion head  
+ gas butterfly valve  
+ gas train

E

**Pérdida de presión**

Cabezal de combustión  
+ válvula de mariposa gas  
+ rampa de gas

NL

**Drukafname**

Verbrandingskop  
+ gasklep  
+ gasstraat

— — —

Testa di combustione  
+ farfalla gas

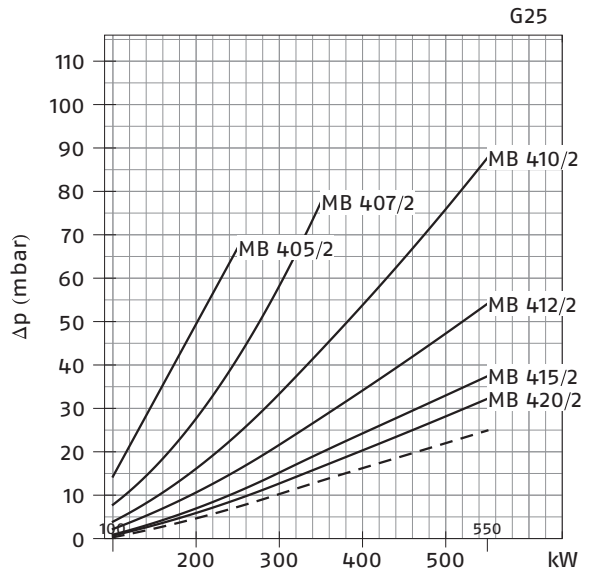
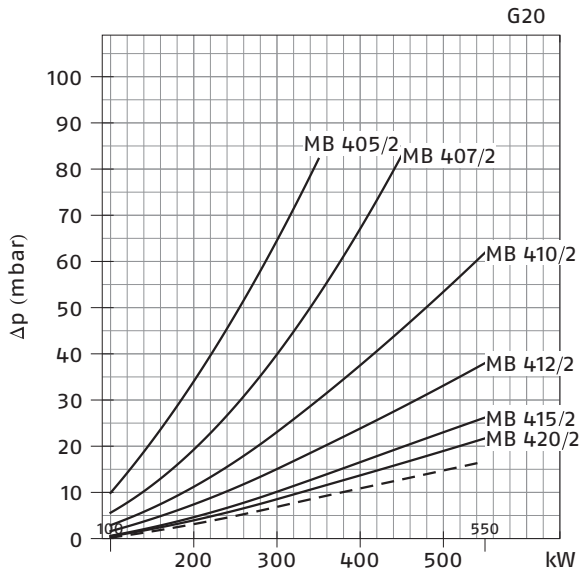
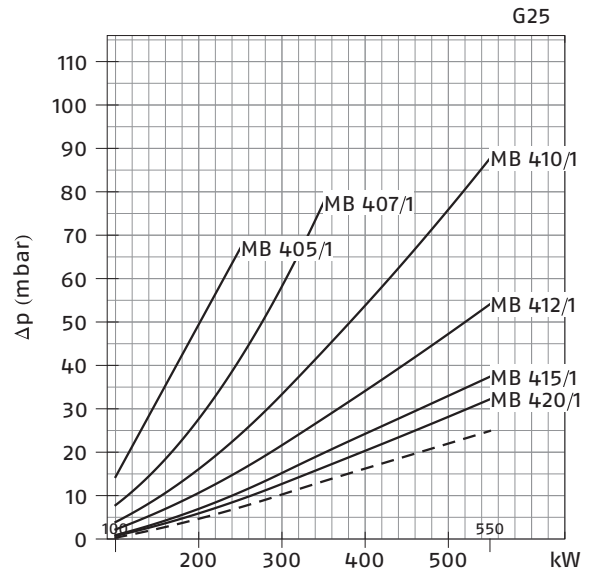
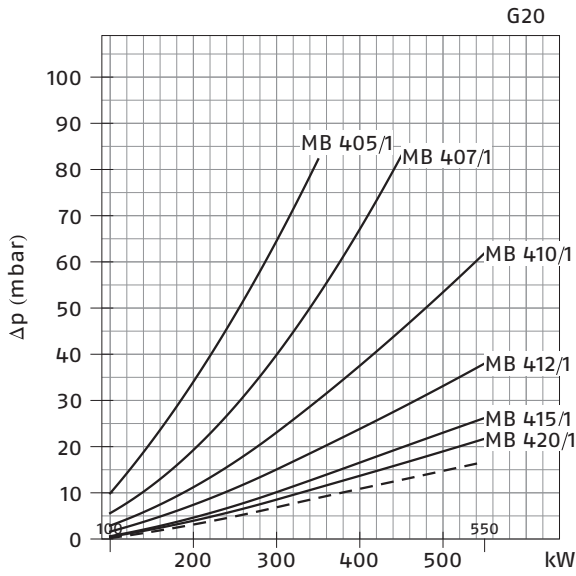
Flammkopf  
+ Gasdrossel

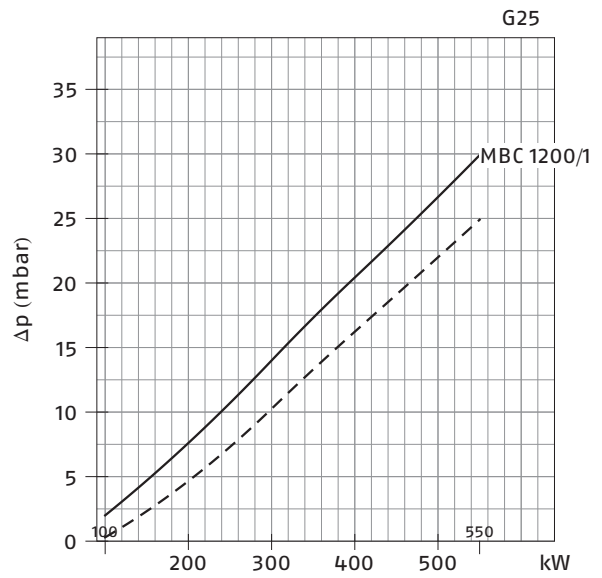
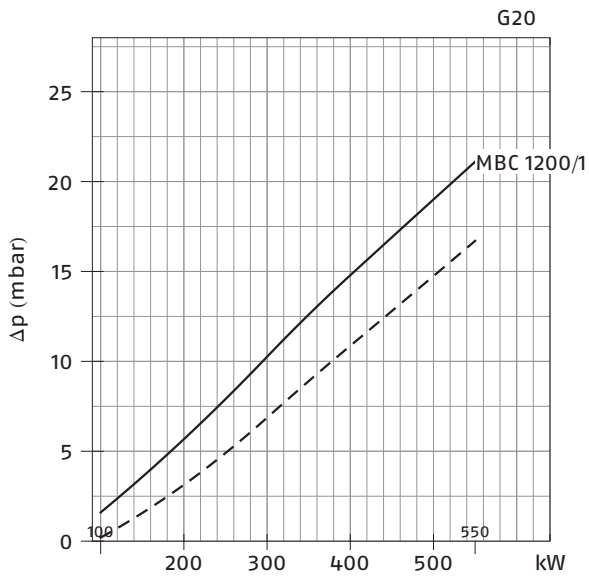
Tête de combustion  
+ vanne papillon gaz

Combustion head  
+ gas butterfly valve

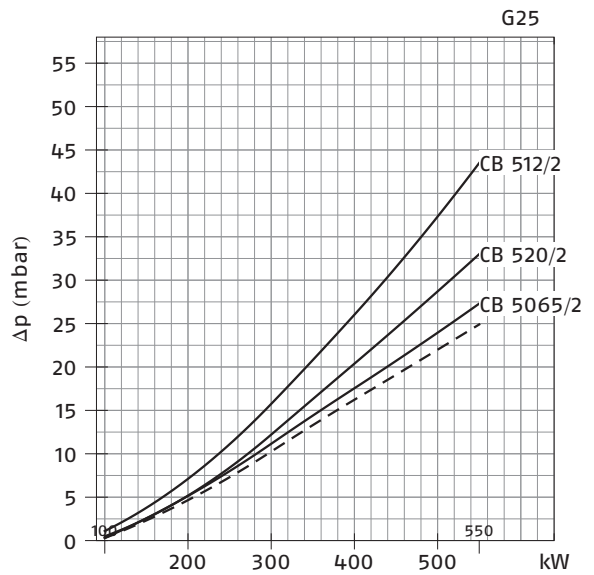
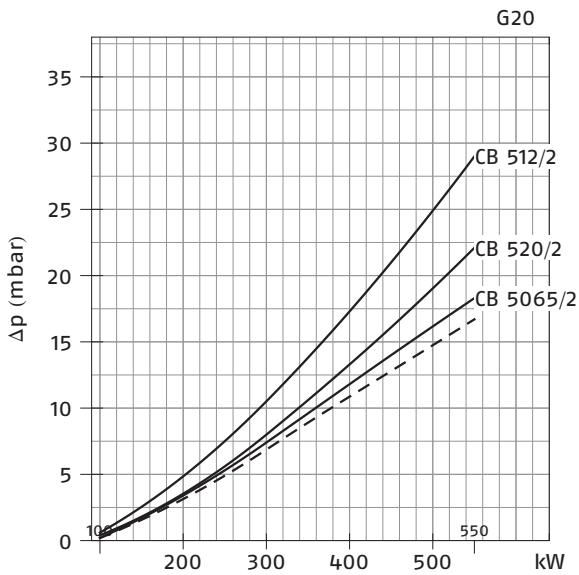
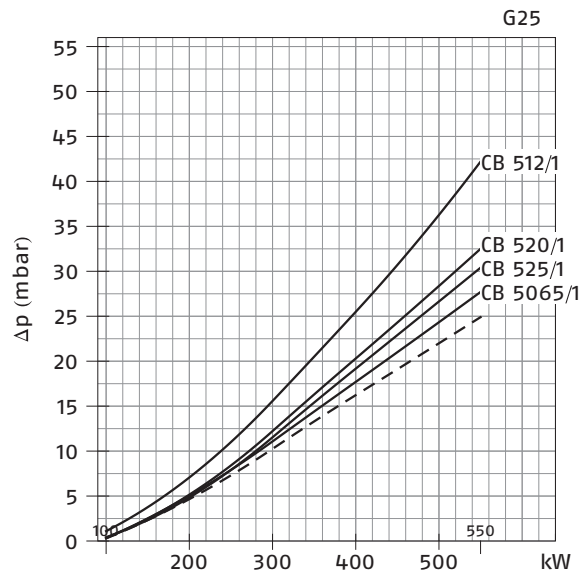
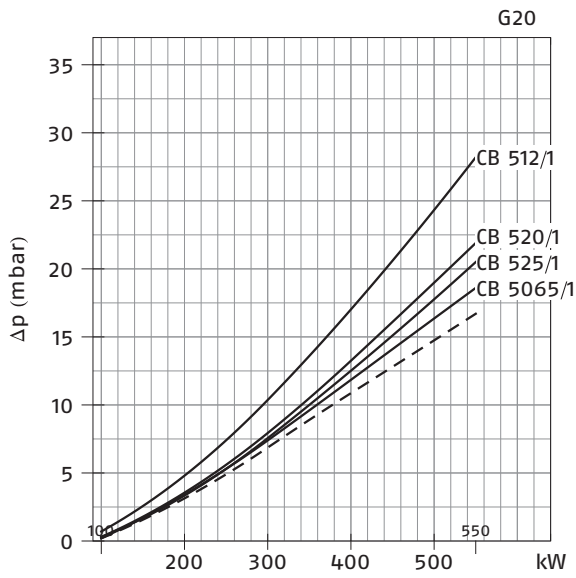
Cabezal de combustión  
+ válvula de mariposa gas

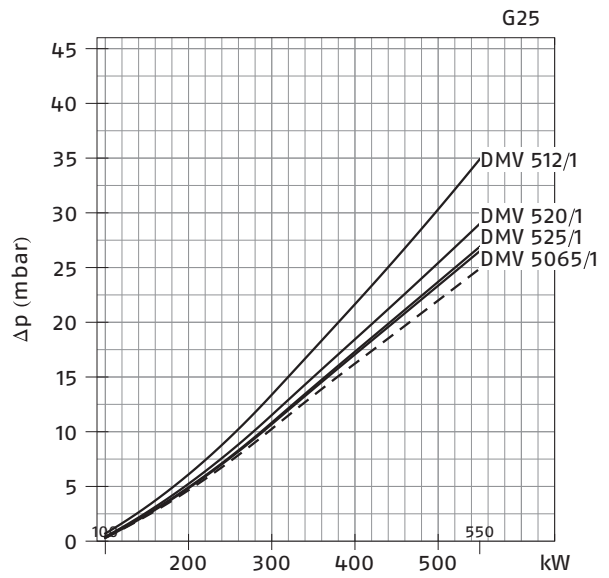
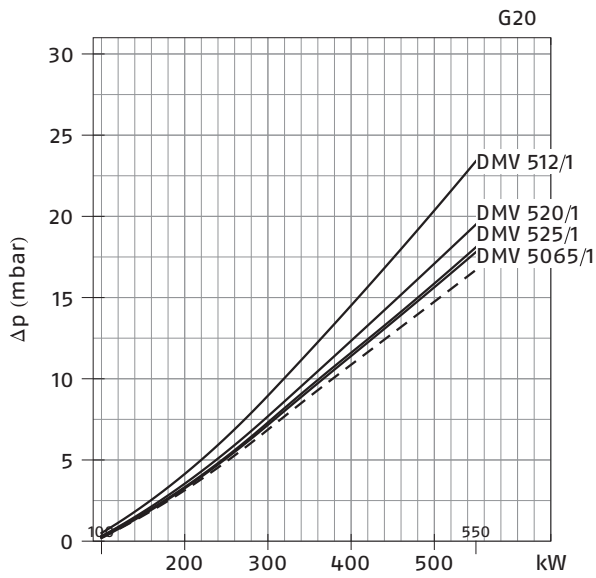
Verbrandingskop  
+ gasklep





	I	D	F	GB	E	NL
	<b>Perdite di pressione</b>	<b>Druckverlust</b>	<b>Pertes de pression</b>	<b>Pressure loss</b>	<b>Pérdida de presión</b>	<b>Drukafname</b>
—	Testa di combustione + rampa gas	Flammkopf + Gasstrecke	Tête de combustion + rampe gaz	Combustion head + gas train	Cabezal de combustión + rampa de gas	Verbrandingskop + gasstraat
- - -	Testa di combustione	Flammkopf	Tête de combustion	Combustion head	Cabezal de combustión	Verbrandingskop

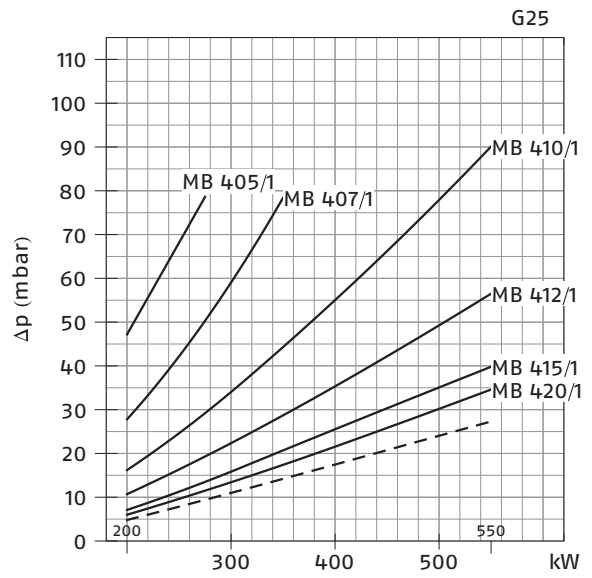
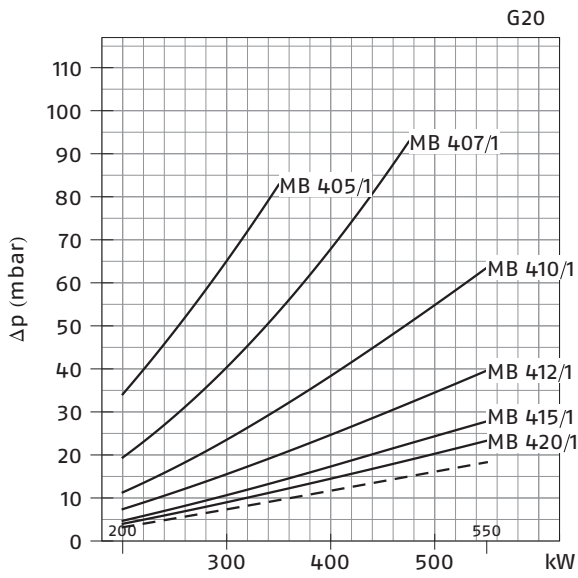




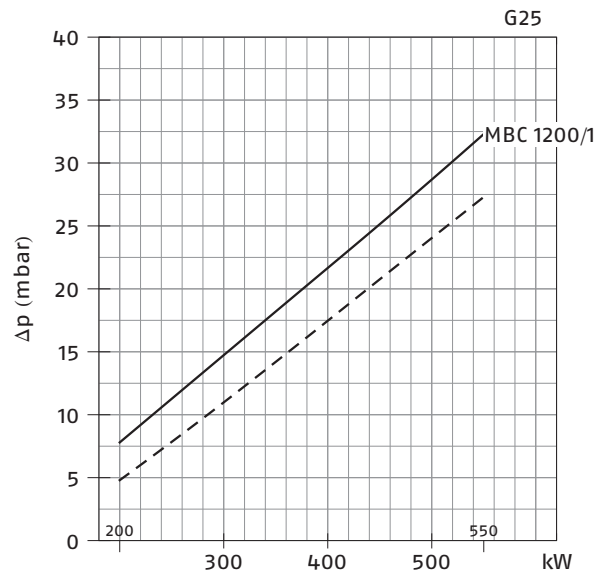
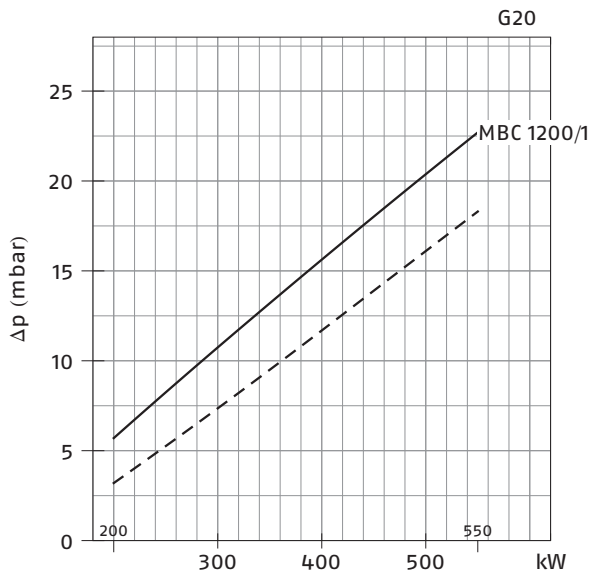
	<b>I</b>	<b>D</b>	<b>F</b>	<b>GB</b>	<b>E</b>	<b>NL</b>
	<b>Perdite di pressione</b>	<b>Druckverlust</b>	<b>Pertes de pression</b>	<b>Pressure loss</b>	<b>Pérdida de presión</b>	<b>Drukafname</b>
—	Testa di combustione + rampa gas	Flammkopf + Gasstrecke	Tête de combustion + rampe gaz	Combustion head + gas train	Cabezal de combustión + rampa de gas	Verbrandingskop + gasstraat
- - -	Testa di combustione	Flammkopf	Tête de combustion	Combustion head	Cabezal de combustión	Verbrandingskop



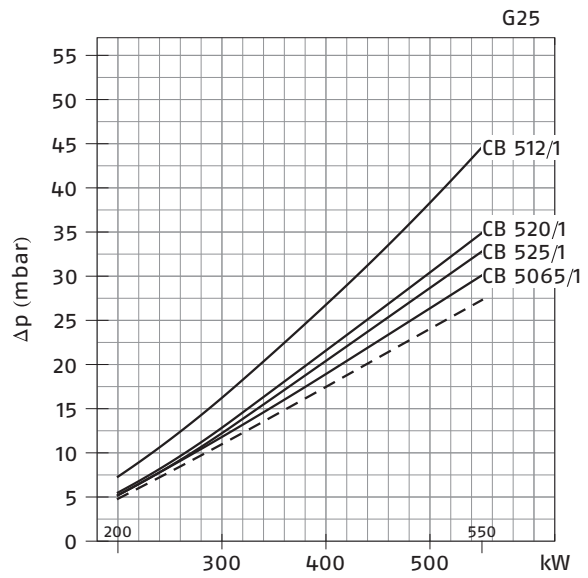
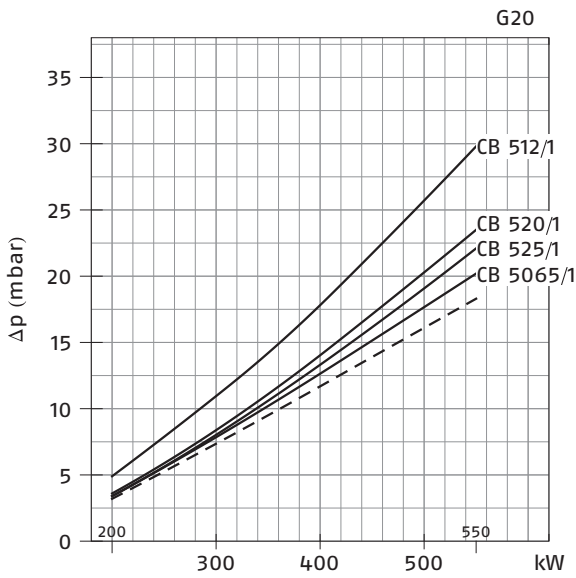
**RS 44 MZ - MB**



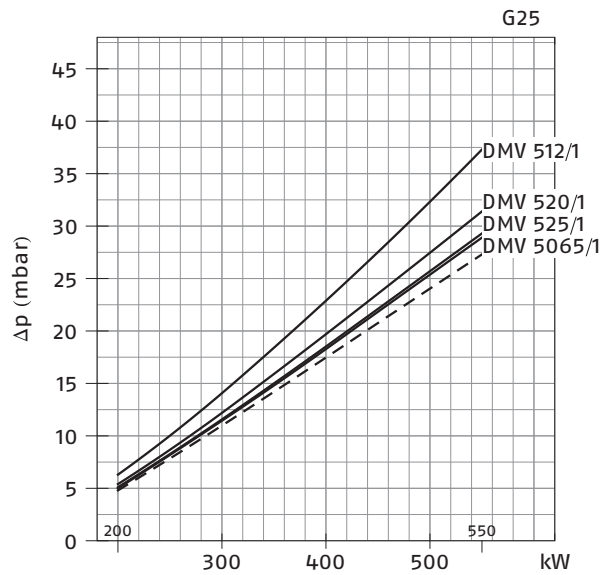
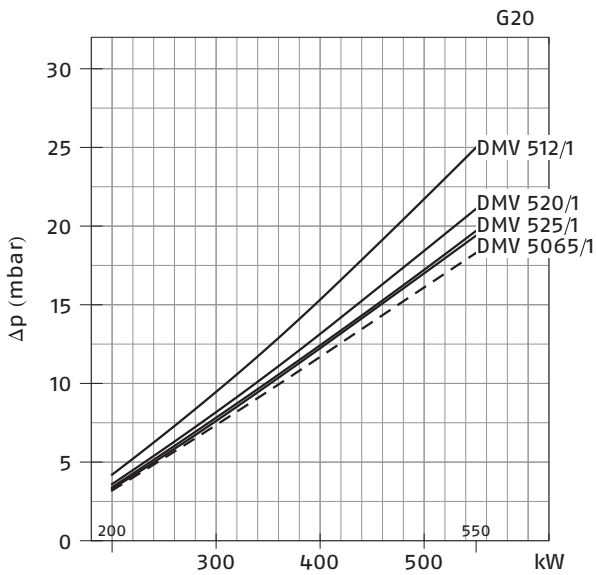
**RS 44 MZ - MBC**



## RS 44 MZ - CB



## RS 44 MZ - DMV



**I**

**Perdite di pressione**

Testa di combustione  
+ farfalla gas  
+ rampa gas

**D**

**Druckverlust**

Flammkopf  
+ Gasdrossel  
+ Gasstrecke

**F**

**Pertes de pression**

Tête de combustion  
+ vanne papillon gaz  
+ rampe gaz

**GB**

**Pressure loss**

Combustion head  
+ gas butterfly valve  
+ gas train

**E**

**Pérdida de presión**

Cabezal de combustión  
+ válvula de mariposa gas  
+ rampa de gas

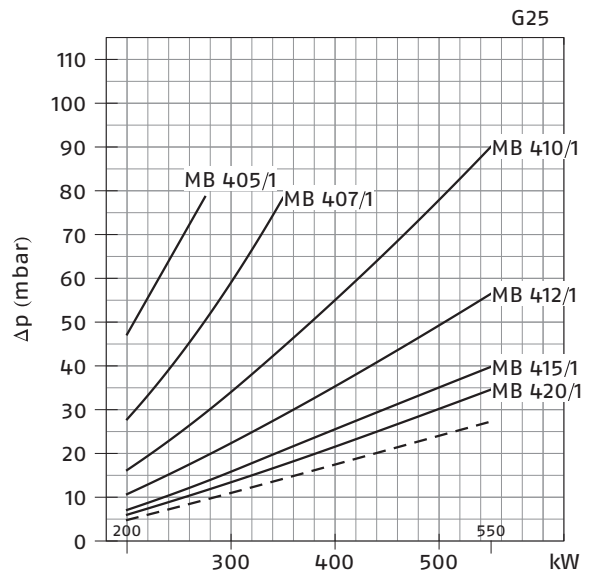
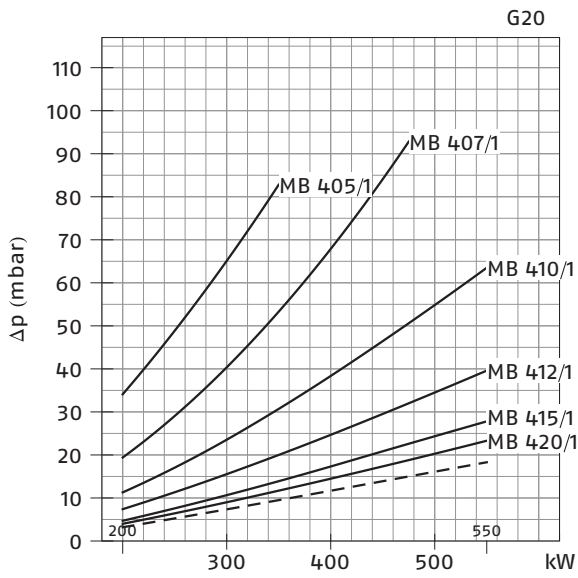
**NL**

**Drukafname**

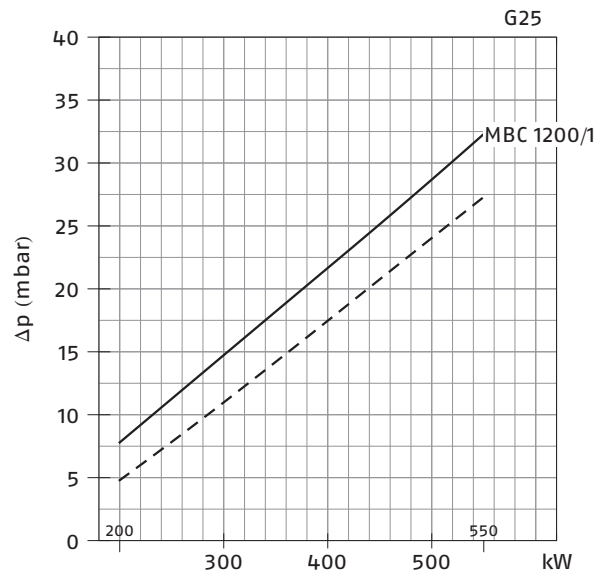
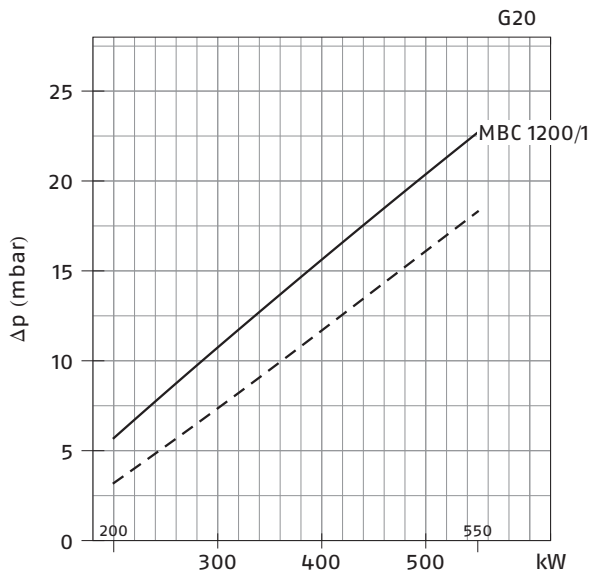
Verbrandingskop  
+ gasklep  
+ gasstraat

—	Testa di combustione + farfalla gas + rampa gas	Flammkopf + Gasdrossel + Gasstrecke	Tête de combustion + vanne papillon gaz + rampe gaz	Combustion head + gas butterfly valve + gas train	Cabezal de combustión + válvula de mariposa gas + rampa de gas	Verbrandingskop + gasklep + gasstraat
- - -	Testa di combustione + farfalla gas	Flammkopf + Gasdrossel	Tête de combustion + vanne papillon gaz	Combustion head + gas butterfly valve	Cabezal de combustión + válvula de mariposa gas	Verbrandingskop + gasklep

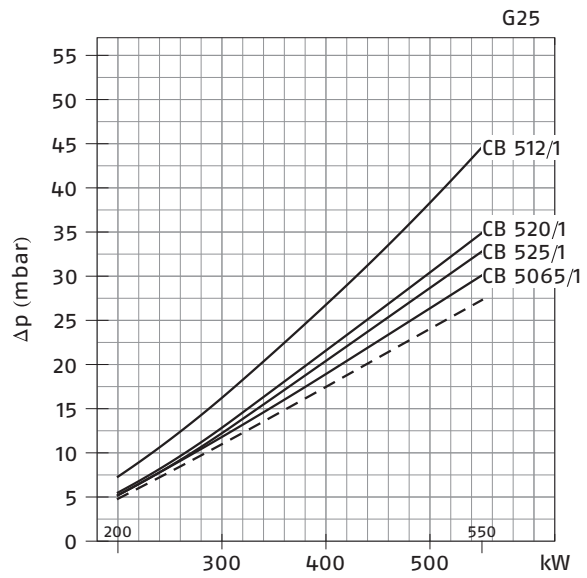
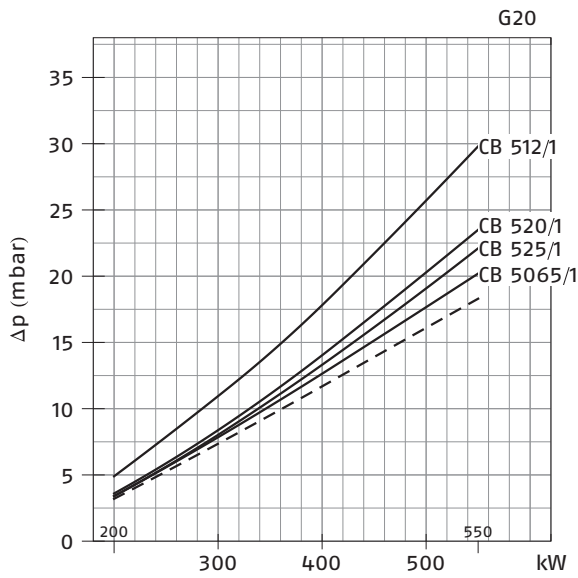
**RS 44/M MZ - MB**



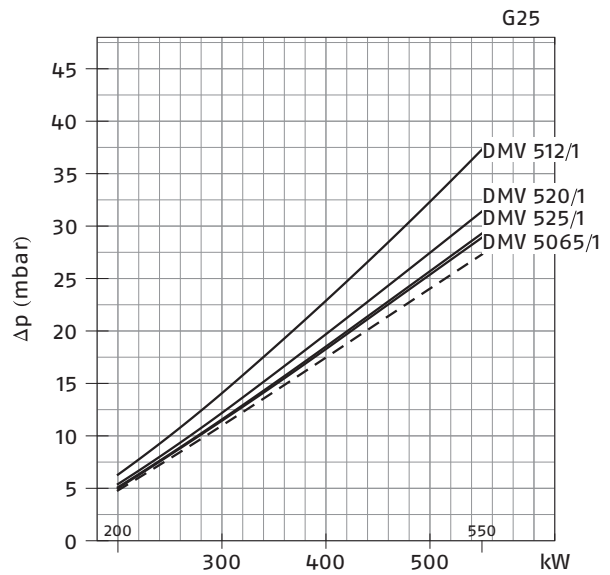
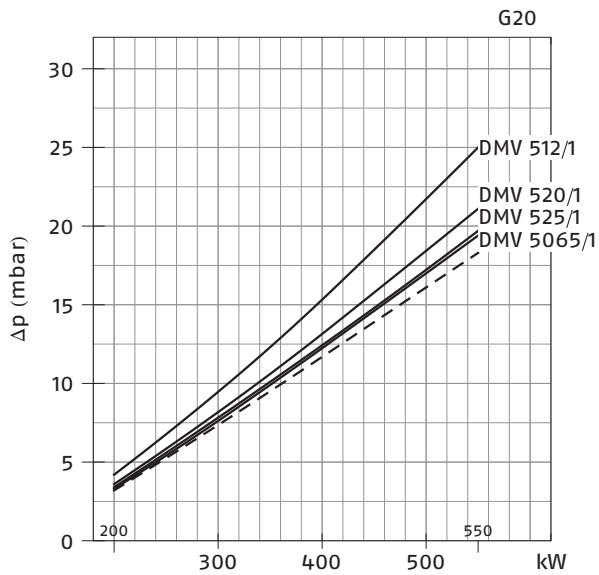
**RS 44/M MZ - MBC**



## RS 44/M MZ - CB



## RS 44/M MZ - DMV



**I**

**Perdite di pressione**

Testa di combustione  
+ farfalla gas  
+ rampa gas

**D**

**Druckverlust**

Flammkopf  
+ Gasdrossel  
+ Gasstrecke

**F**

**Pertes de pression**

Tête de combustion  
+ vanne papillon gaz  
+ rampe gaz

**GB**

**Pressure loss**

Combustion head  
+ gas butterfly valve  
+ gas train

**E**

**Pérdida de presión**

Cabezal de combustión  
+ válvula de mariposa gas  
+ rampa de gas

**NL**

**Drukafname**

Verbrandingskop  
+ gasklep  
+ gasstraat

—

- - -

Testa di combustione  
+ farfalla gas

Flammkopf  
+ Gasdrossel

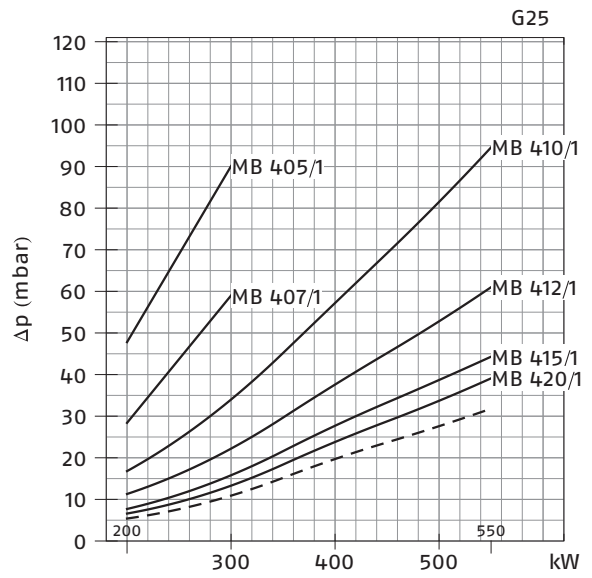
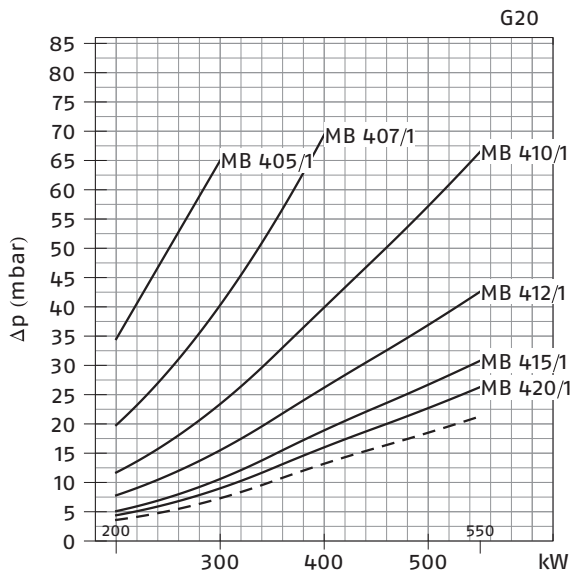
Tête de combustion  
+ vanne papillon gaz

Combustion head  
+ gas butterfly valve

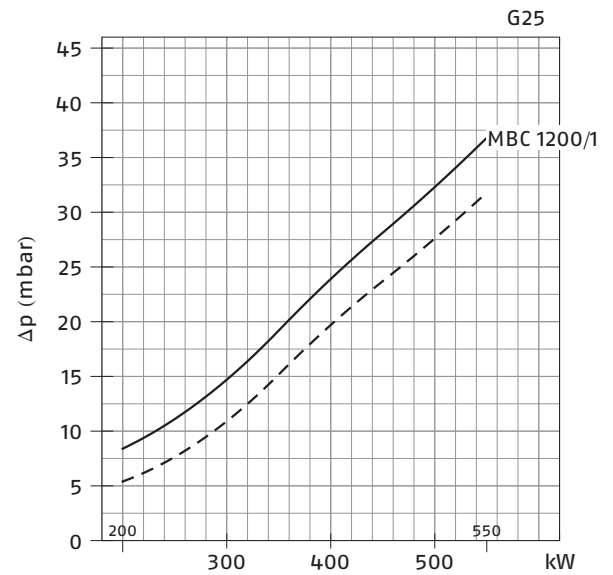
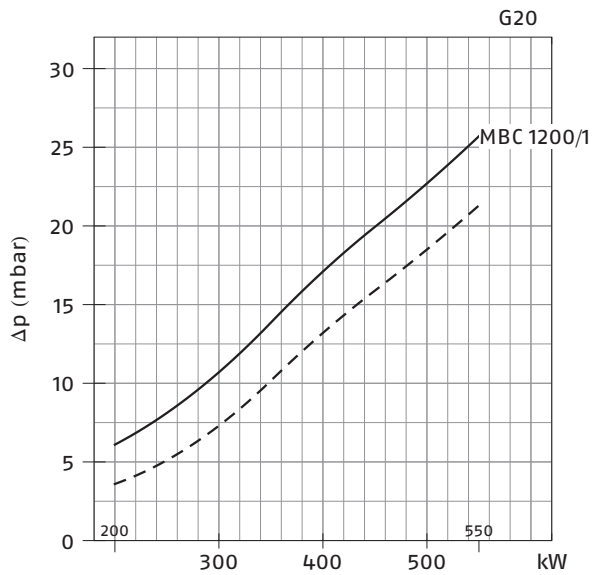
Cabezal de combustión  
+ válvula de mariposa gas

Verbrandingskop  
+ gasklep

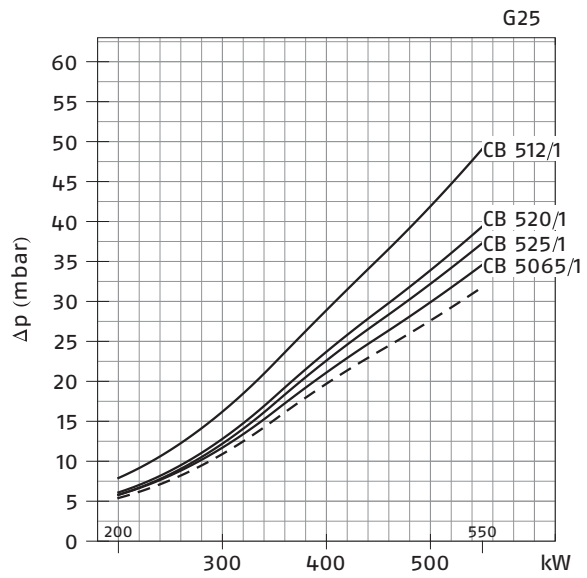
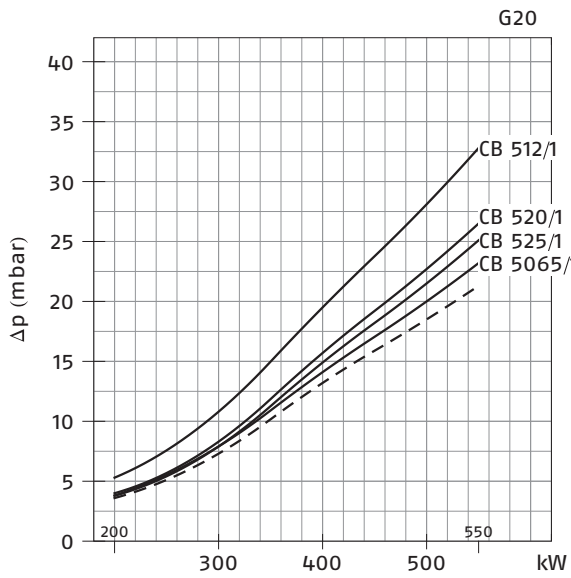
RS 44/E MZ - MB



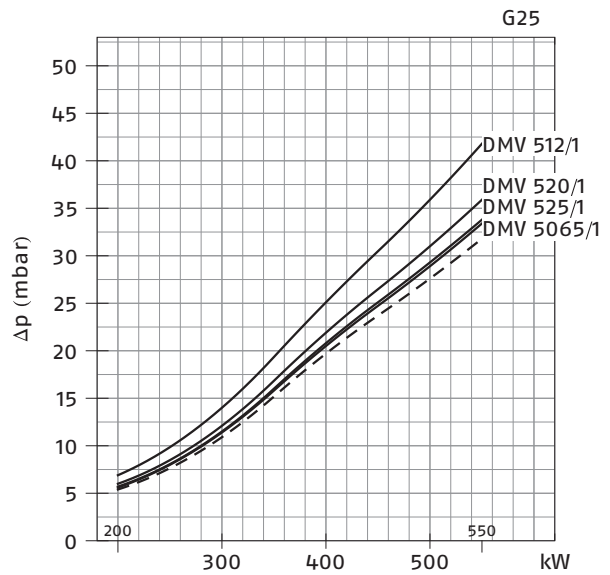
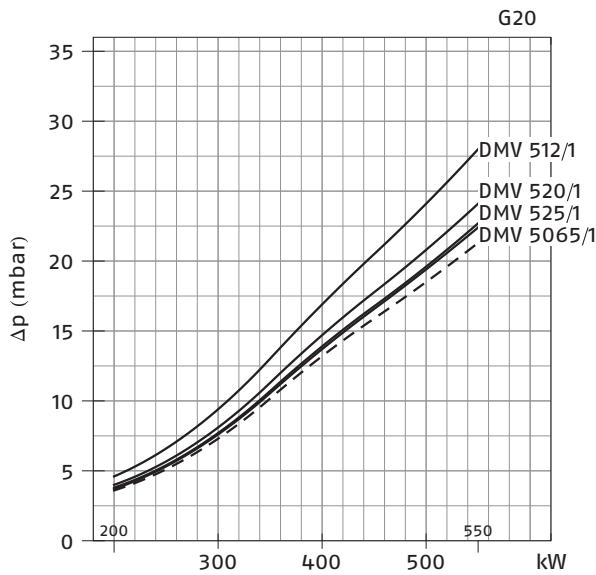
RS 44/E MZ - MBC



## RS 44/E MZ - CB



## RS 44/E MZ - DMV



I

**Perdite di pressione**

Testa di combustione  
+ farfalla gas  
+ rampa gas

D

**Druckverlust**

Flammkopf  
+ Gasdrossel  
+ Gasstrecke

F

**Pertes de pression**

Tête de combustion  
+ vanne papillon gaz  
+ rampe gaz

GB

**Pressure loss**

Combustion head  
+ gas butterfly valve  
+ gas train

E

**Pérdida de presión**

Cabezal de combustión  
+ válvula de mariposa gas  
+ rampa de gas

NL

**Drukafname**

Verbrandingskop  
+ gasklep  
+ gasstraat

—

Testa di combustione  
+ farfalla gas

Flammkopf  
+ Gasdrossel

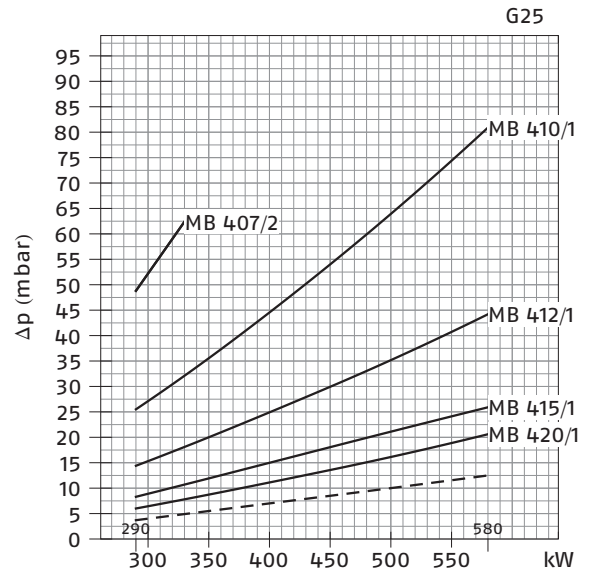
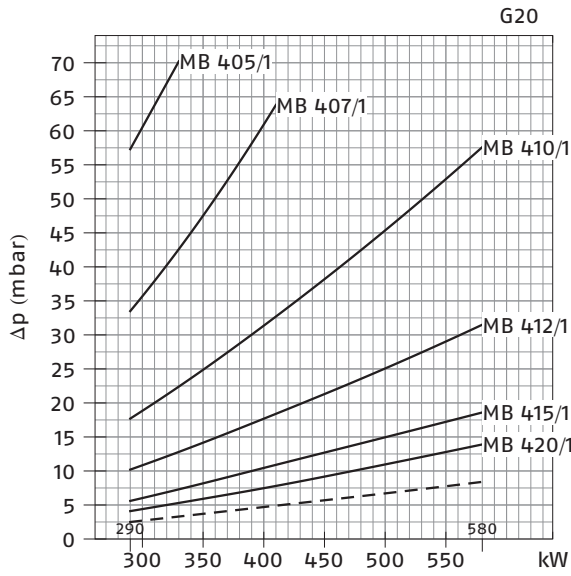
Tête de combustion  
+ vanne papillon gaz

Combustion head  
+ gas butterfly valve

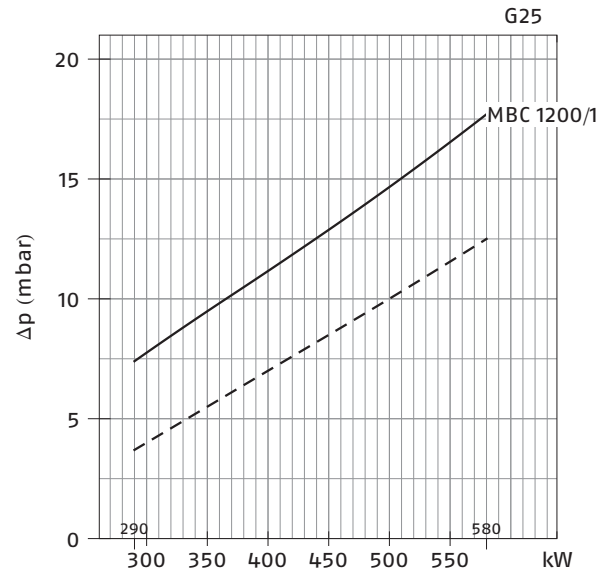
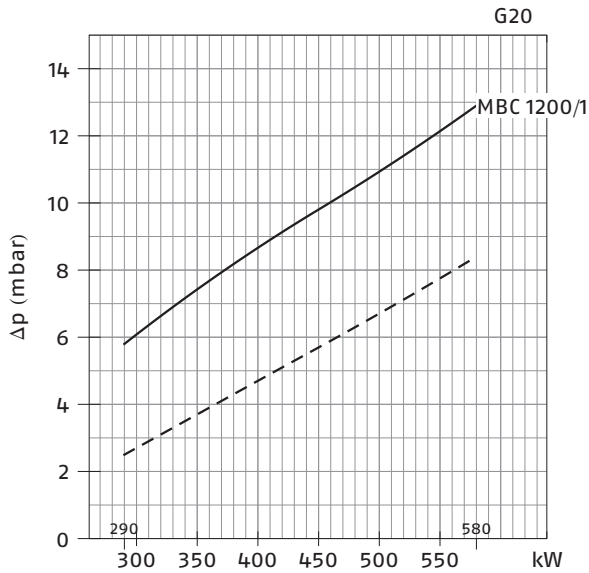
Cabezal de combustión  
+ válvula de mariposa gas

Verbrandingskop  
+ gasklep

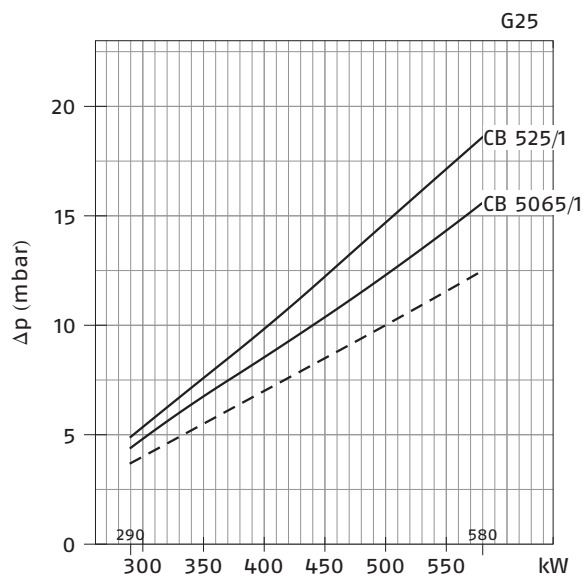
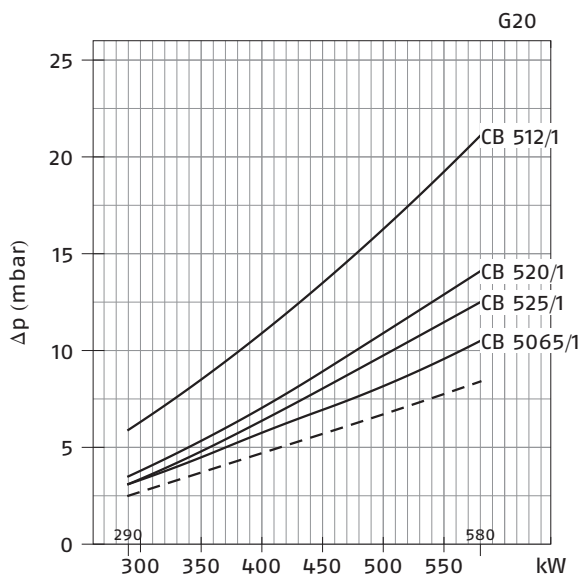
**RS 50 - MB**



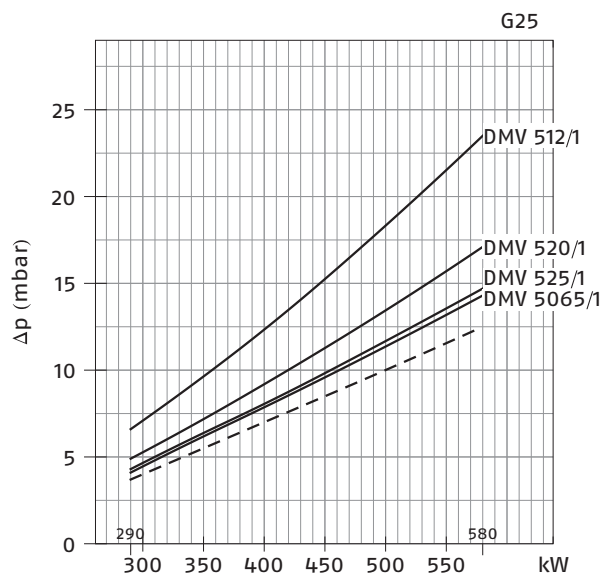
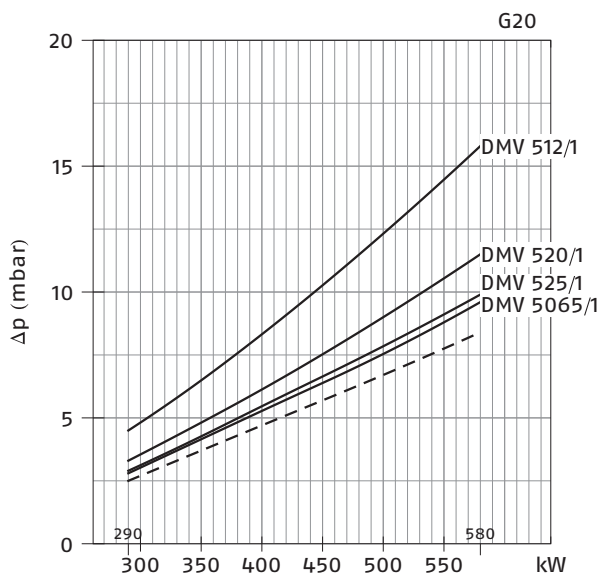
**RS 50 - MBC**



## RS 50 - CB



## RS 50 - DMV



I

Perdite di pressione

Testa di combustione  
+ farfalla gas  
+ rampa gas

D

Druckverlust

Flammkopf  
+ Gasdrossel  
+ Gasstrecke

F

Pertes de pression

Tête de combustion  
+ vanne papillon gaz  
+ rampe gaz

GB

Pressure loss

Combustion head  
+ gas butterfly valve  
+ gas train

E

Pérdida de presión

Cabezal de combustión  
+ válvula de mariposa gas  
+ rampa de gas

NL

Drukafname

Verbrandingskop  
+ gasklep  
+ gasstraat

— Testa di combustione  
+ farfalla gas

Flammkopf  
+ Gasdrossel

Tête de combustion  
+ vanne papillon gaz

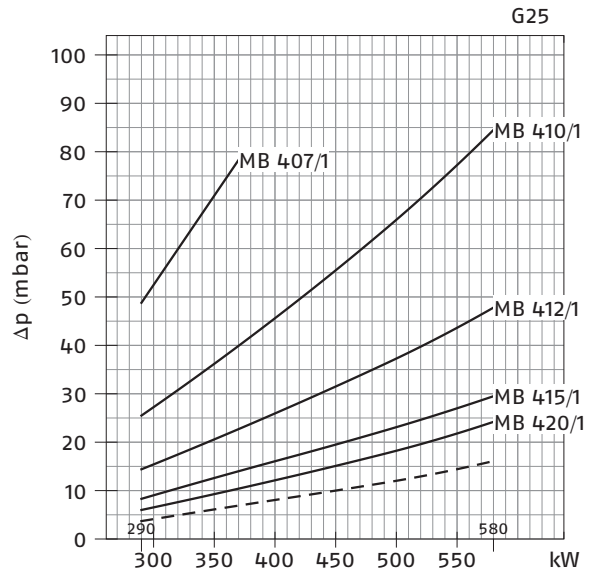
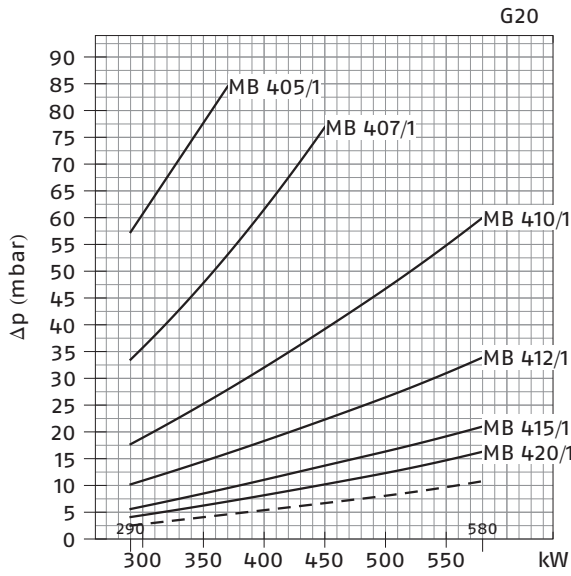
Combustion head  
+ gas butterfly valve

Cabezal de combustión  
+ válvula de mariposa gas

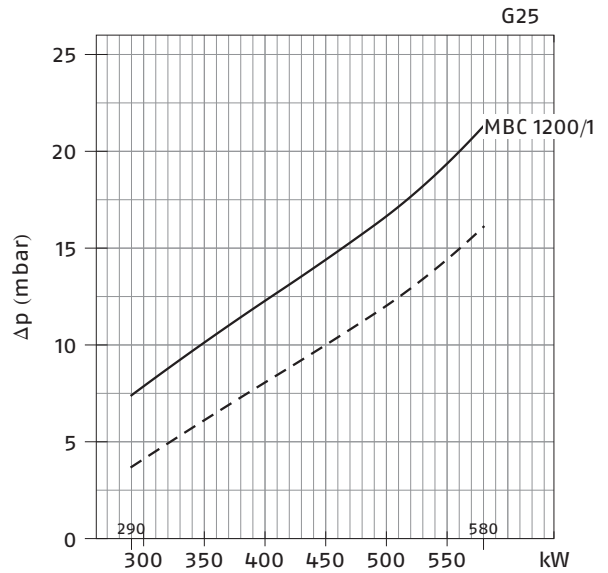
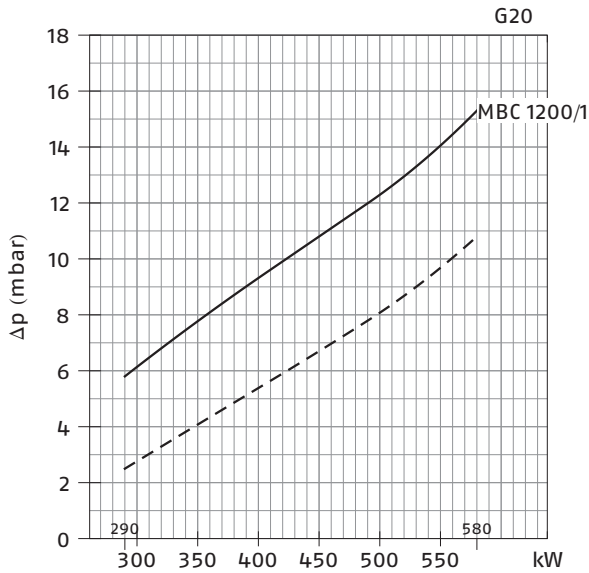
Verbrandingskop  
+ gasklep



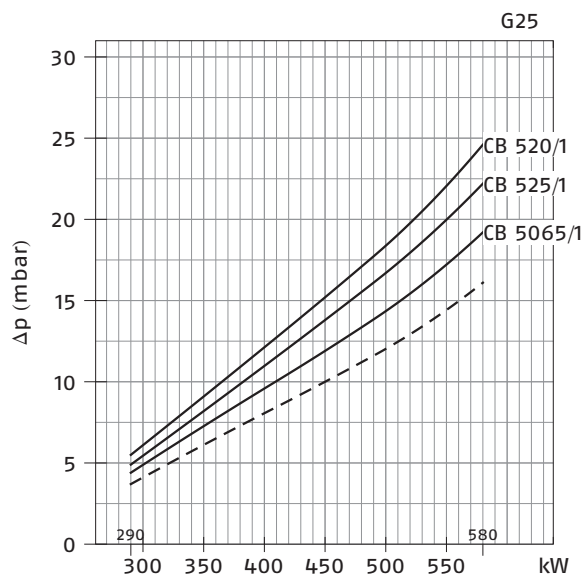
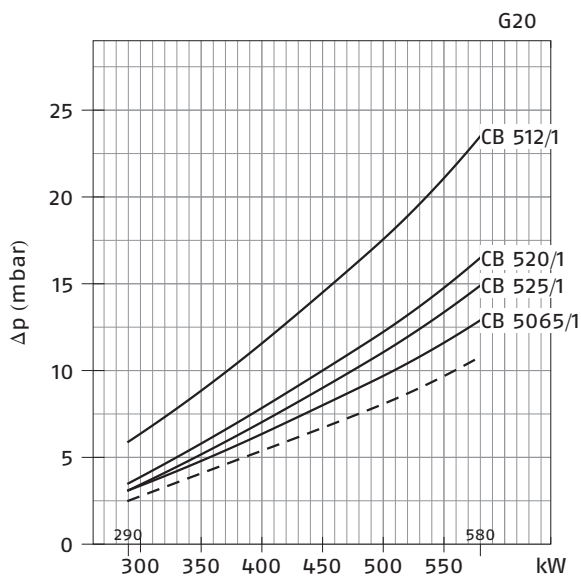
**RS 50/M MZ - MB**



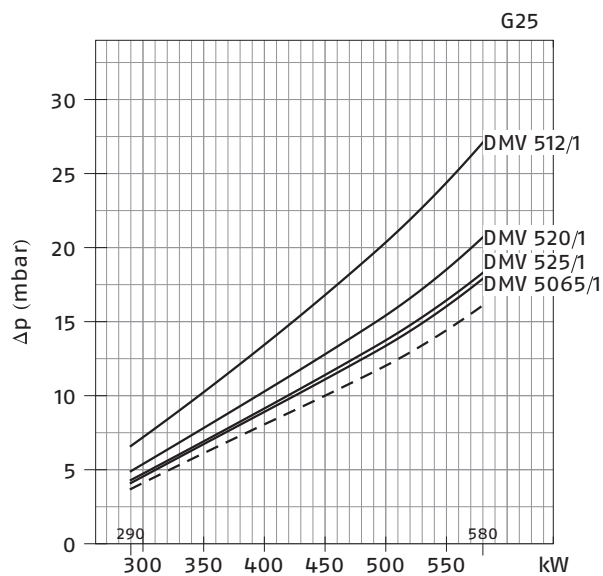
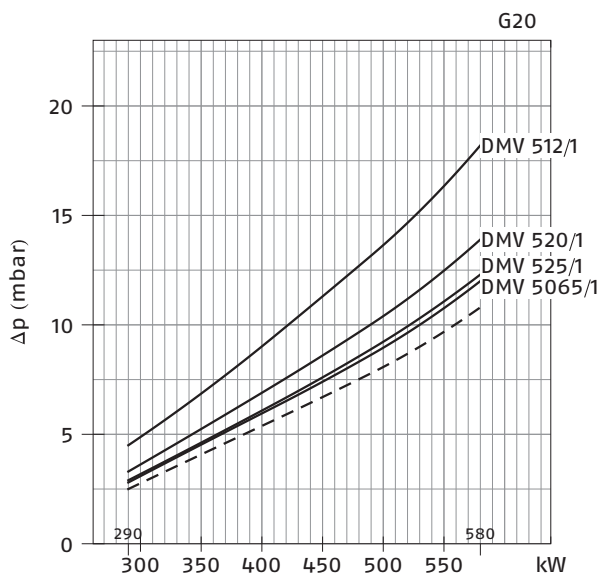
**RS 50/M MZ - MBC**



## RS 50/M MZ - CB



## RS 50/M MZ - DMV



I

**Perdite di pressione**

Testa di combustione  
+ farfalla gas  
+ rampa gas

D

**Druckverlust**

Flammkopf  
+ Gasdrossel  
+ Gasstrecke

F

**Pertes de pression**

Tête de combustion  
+ vanne papillon gaz  
+ rampe gaz

GB

**Pressure loss**

Combustion head  
+ gas butterfly valve  
+ gas train

E

**Pérdida de presión**

Cabezal de combustión  
+ válvula de mariposa gas  
+ rampa de gas

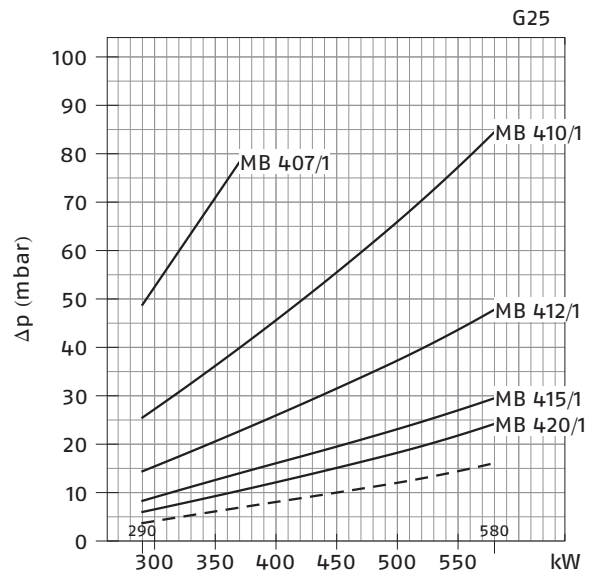
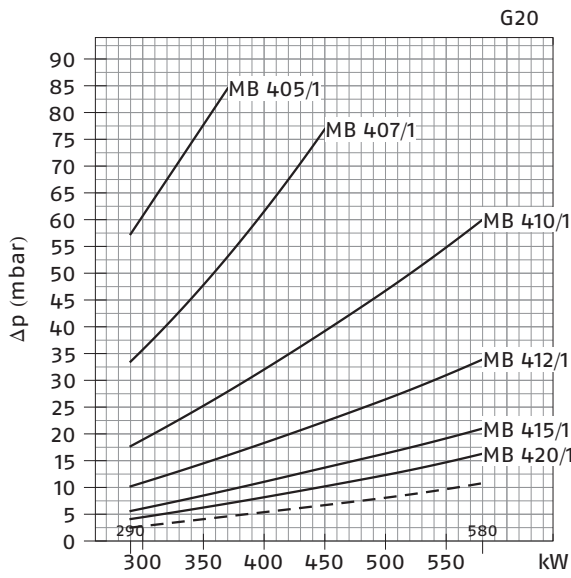
NL

**Drukafname**

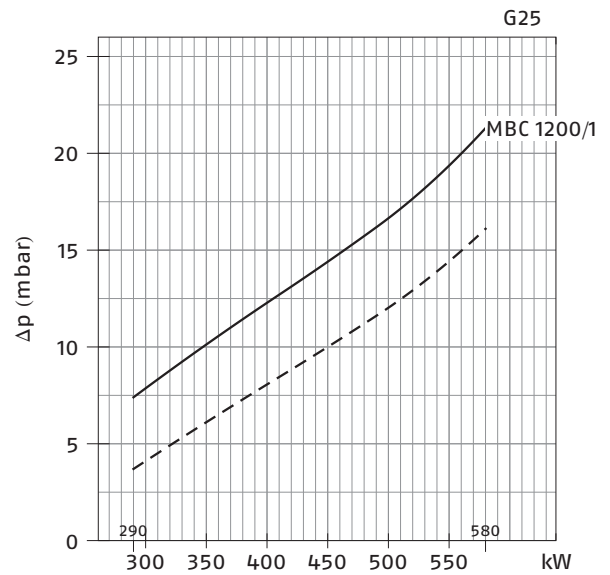
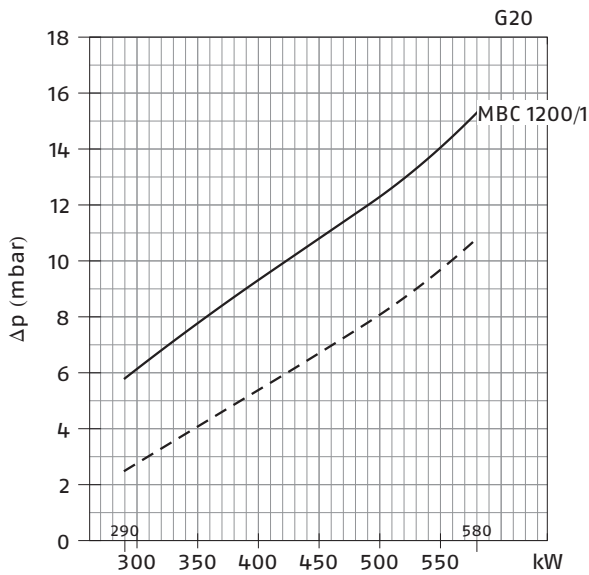
Verbrandingskop  
+ gasklep  
+ gasstraat

—	Testa di combustione + farfalla gas + rampa gas	Flammkopf + Gasdrossel + Gasstrecke	Tête de combustion + vanne papillon gaz + rampe gaz	Combustion head + gas butterfly valve + gas train	Cabezal de combustión + válvula de mariposa gas + rampa de gas	Verbrandingskop + gasklep + gasstraat
- - -	Testa di combustione + farfalla gas	Flammkopf + Gasdrossel	Tête de combustion + vanne papillon gaz	Combustion head + gas butterfly valve	Cabezal de combustión + válvula de mariposa gas	Verbrandingskop + gasklep

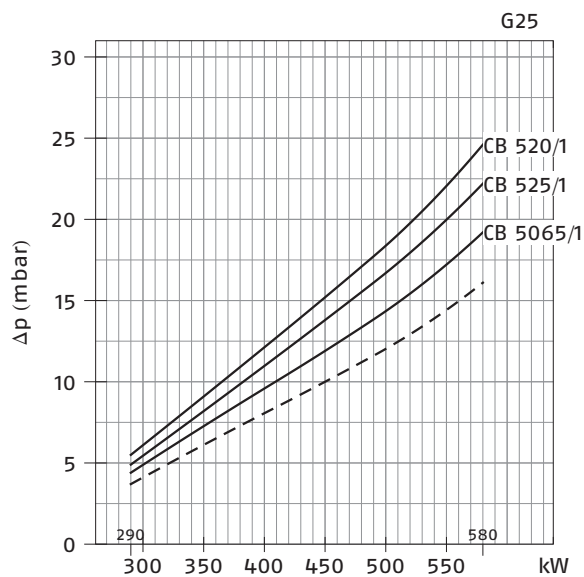
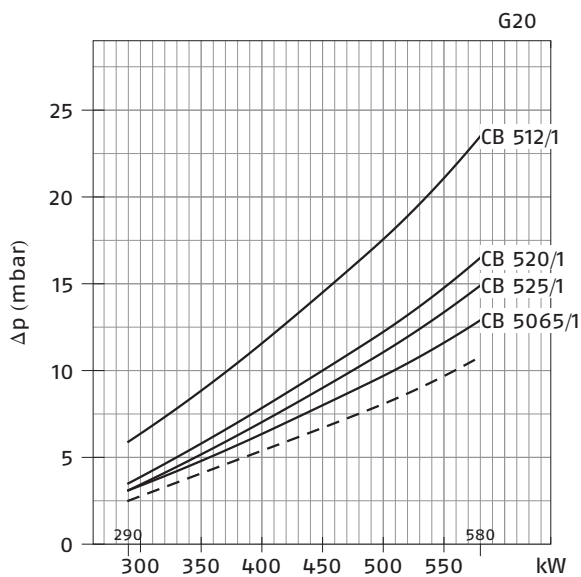
RS 50/E MZ - MB



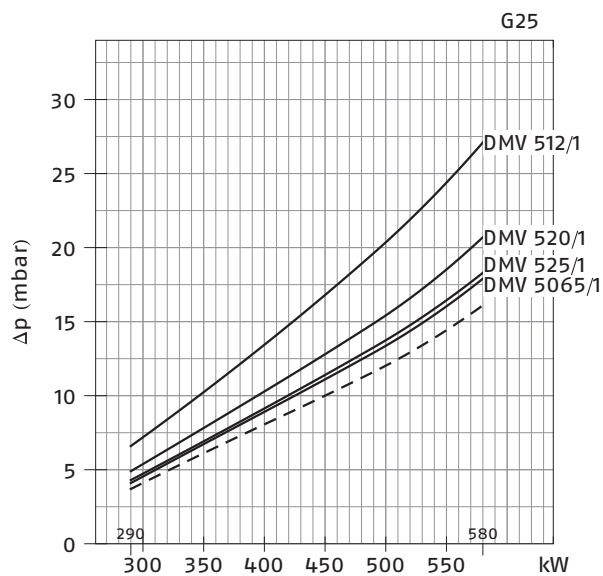
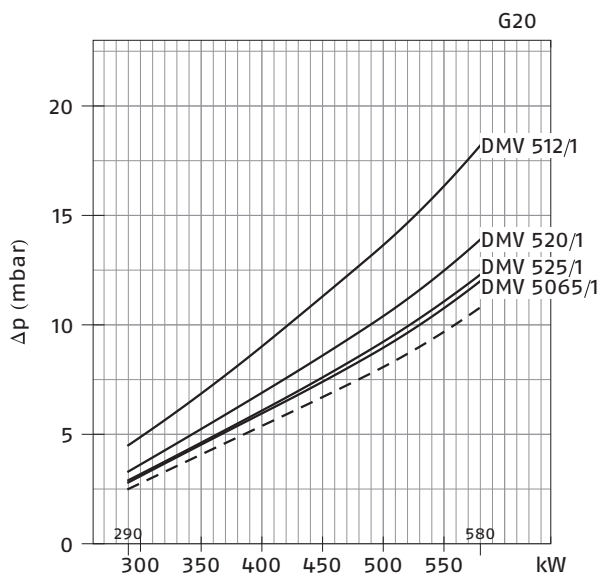
RS 50/E MZ - MBC



## RS 50/E MZ - CB



## RS 50/E MZ - DMV



I

**Perdite di pressione**

Testa di combustione  
+ farfalla gas  
+ rampa gas

D

**Druckverlust**

Flammkopf  
+ Gasdrossel  
+ Gasstrecke

F

**Pertes de pression**

Tête de combustion  
+ vanne papillon gaz  
+ rampe gaz

GB

**Pressure loss**

Combustion head  
+ gas butterfly valve  
+ gas train

E

**Pérdida de presión**

Cabezal de combustión  
+ válvula de mariposa gas  
+ rampa de gas

NL

**Drukafname**

Verbrandingskop  
+ gasklep  
+ gasstraat

—

- - -

Testa di combustione  
+ farfalla gas

Flammkopf  
+ Gasdrossel

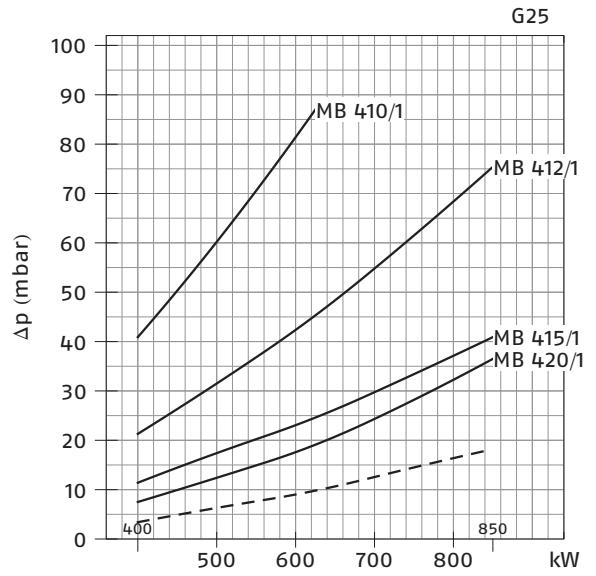
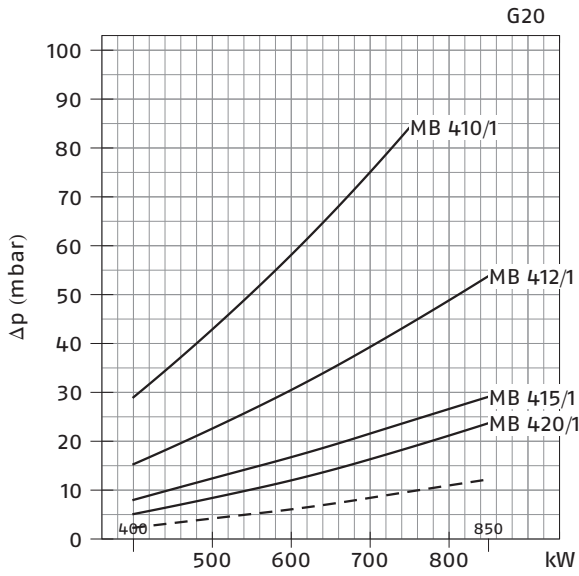
Tête de combustion  
+ vanne papillon gaz

Combustion head  
+ gas butterfly valve

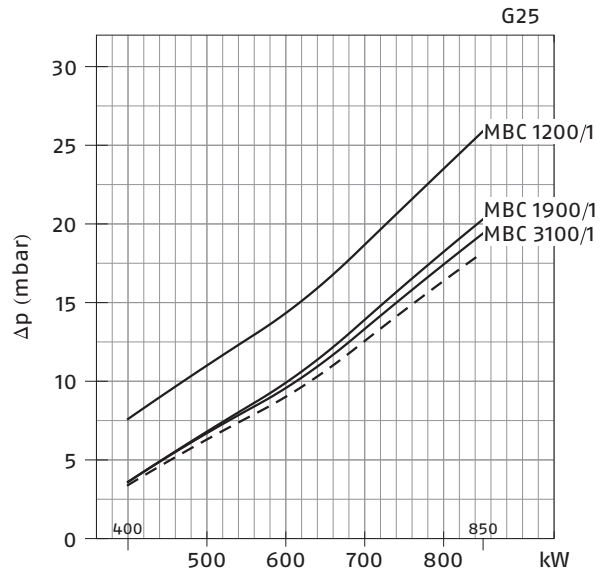
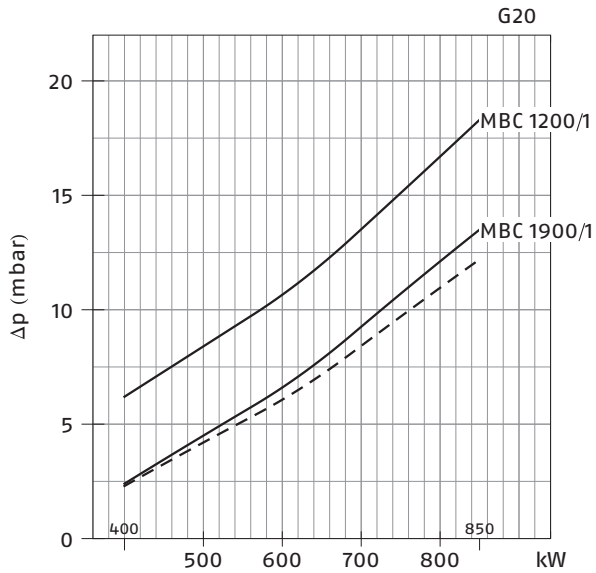
Cabezal de combustión  
+ válvula de mariposa gas

Verbrandingskop  
+ gasklep

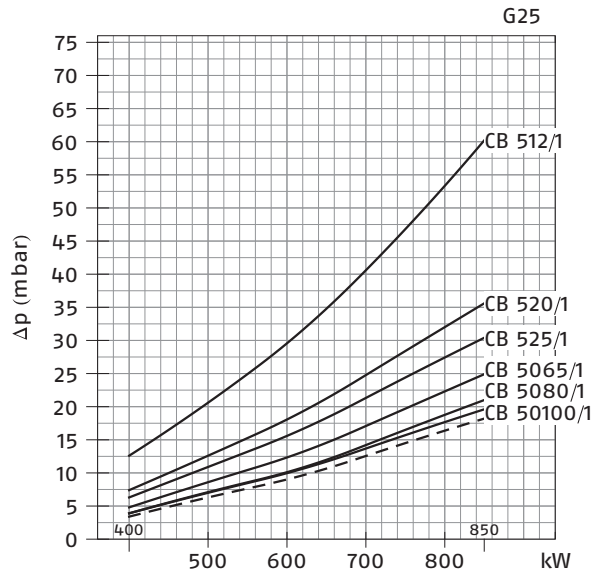
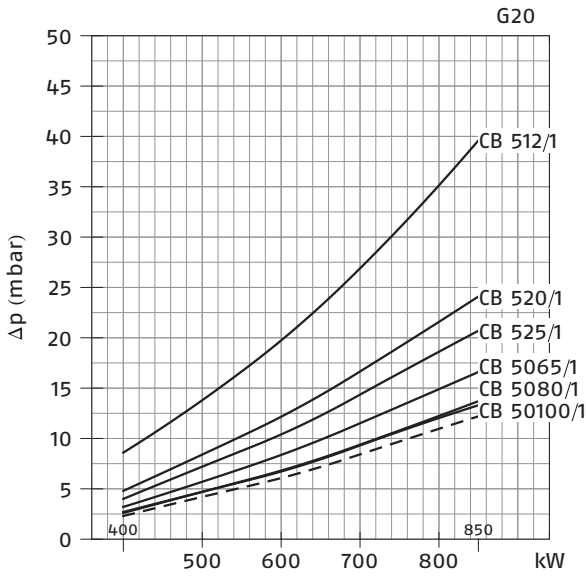
RS 64 MZ - MB



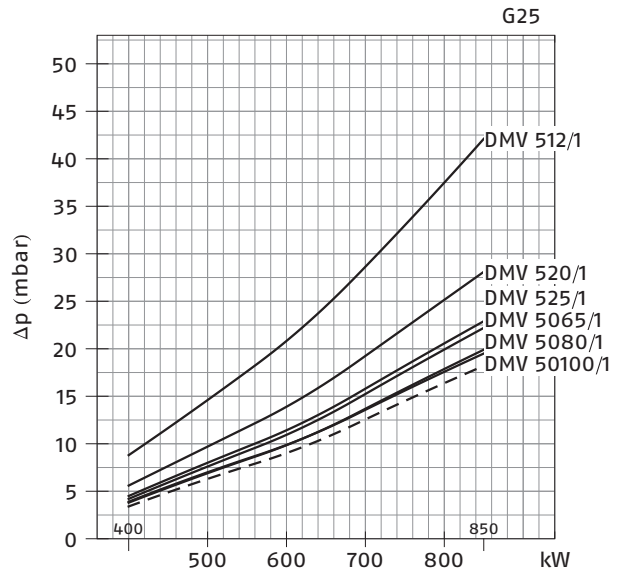
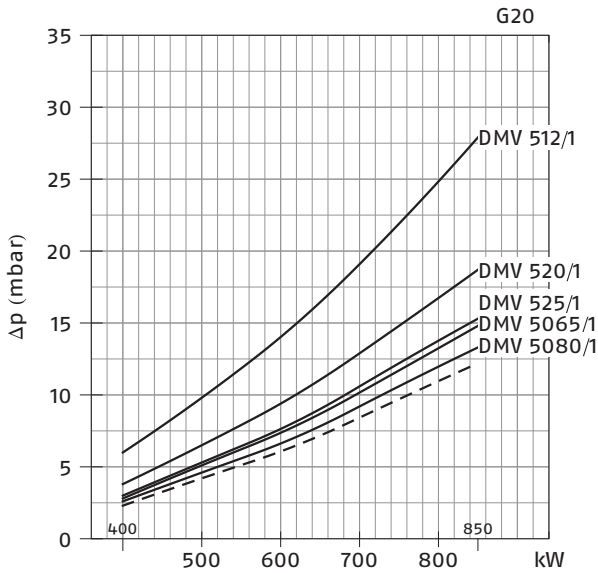
RS 64 MZ - MBC



RS 64 MZ - CB



RS 64 MZ - DMV



I

D

F

GB

E

NL

**Perdite di pressione**

**Druckverlust**

**Pertes de pression**

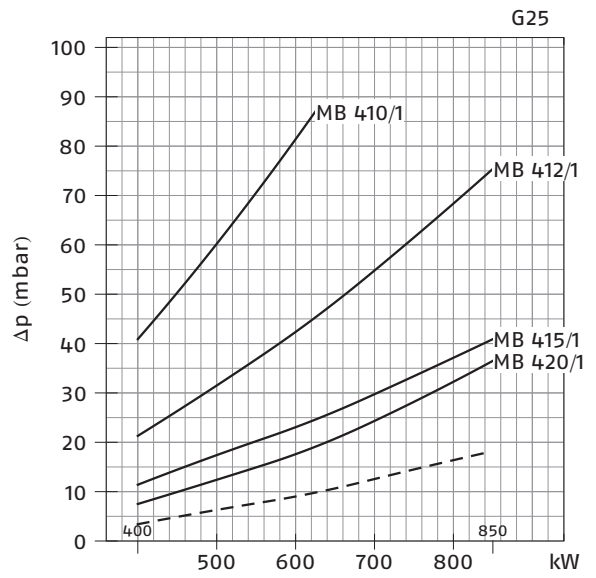
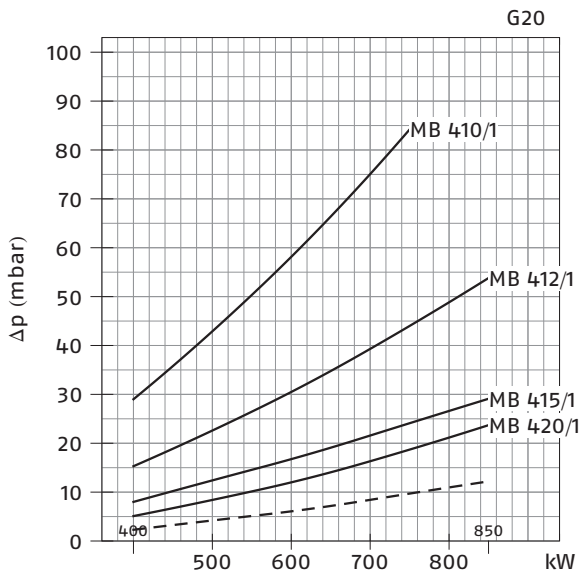
**Pressure loss**

**Pérdida de presión**

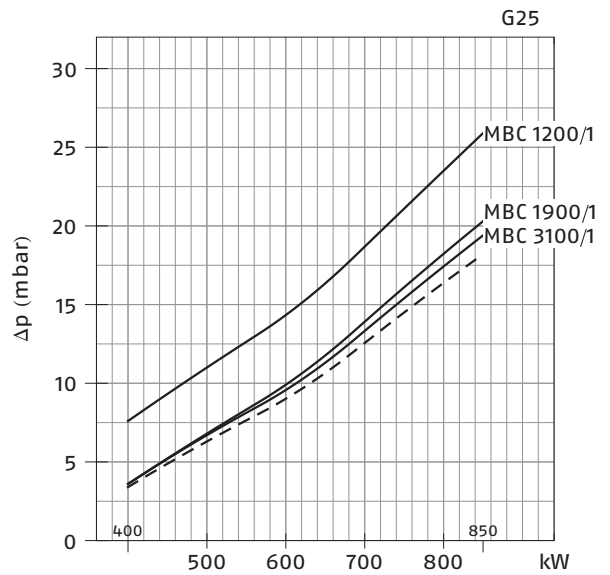
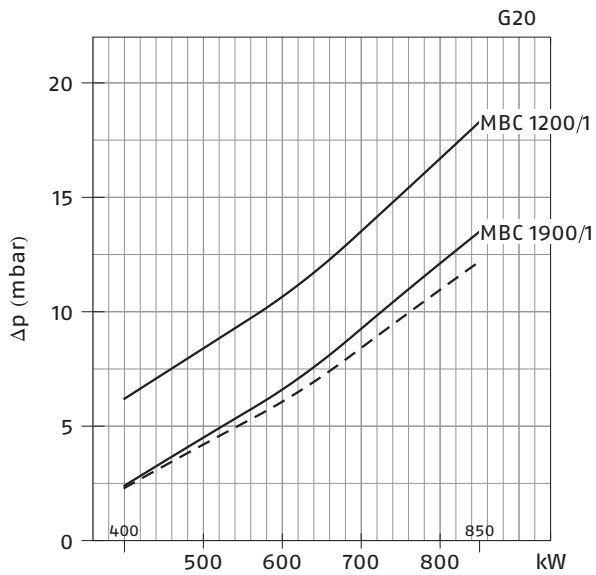
**Drukafname**

—	Testa di combustione + farfalla gas + rampa gas	Flammkopf + Gasdrossel + Gasstrecke	Tête de combustion + vanne papillon gaz + rampe gaz	Combustion head + gas butterfly valve + gas train	Cabezal de combustión + válvula de mariposa gas + rampa de gas	Verbrandingskop + gasklep + gasstraat
- - -	Testa di combustione + farfalla gas	Flammkopf + Gasdrossel	Tête de combustion + vanne papillon gaz	Combustion head + gas butterfly valve	Cabezal de combustión + válvula de mariposa gas	Verbrandingskop + gasklep

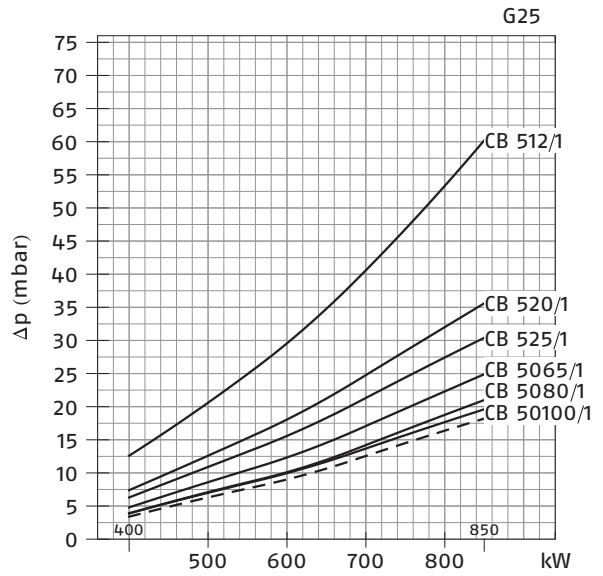
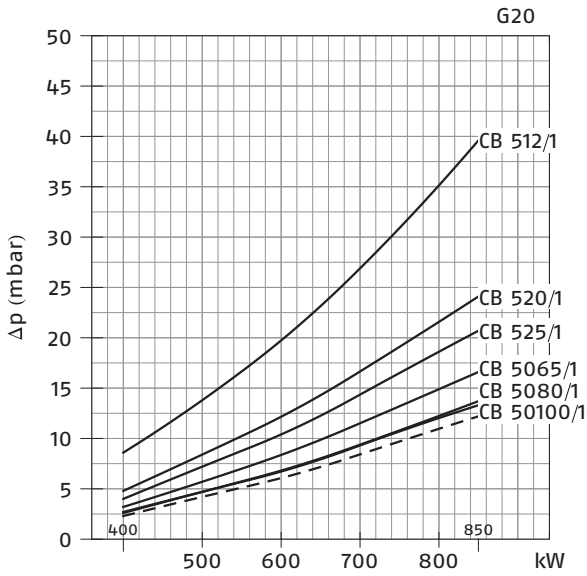
**RS 64/M MZ - MB**



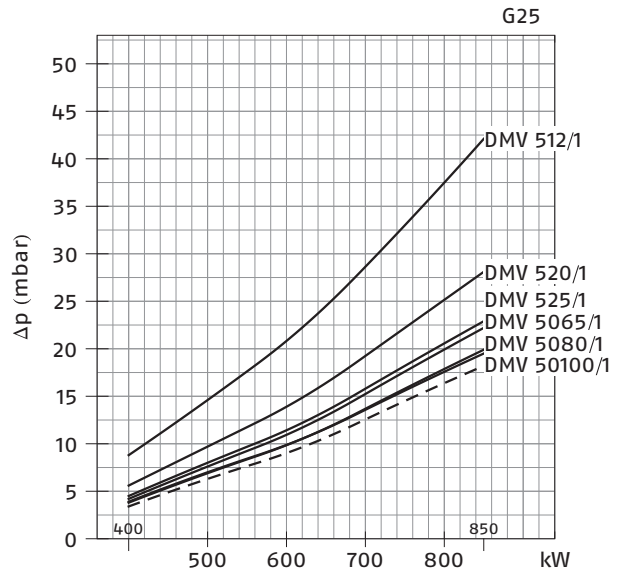
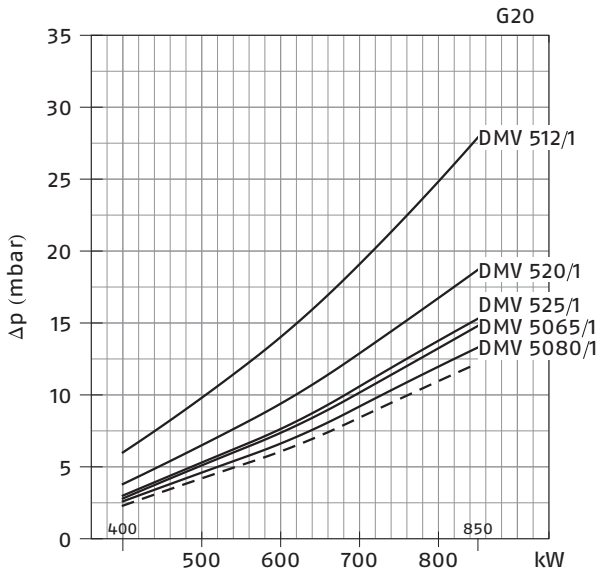
**RS 64/M MZ - MBC**



RS 64/M MZ - CB



RS 64/M MZ - DMV



I

D

F

GB

E

NL

**Perdite di pressione**

**Druckverlust**

**Pertes de pression**

**Pressure loss**

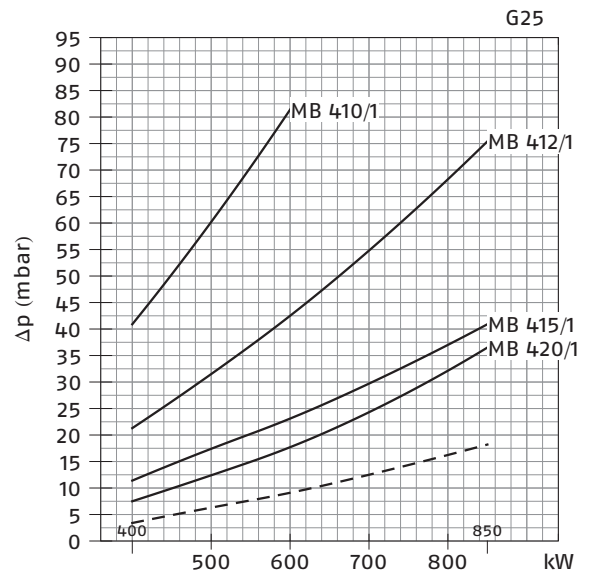
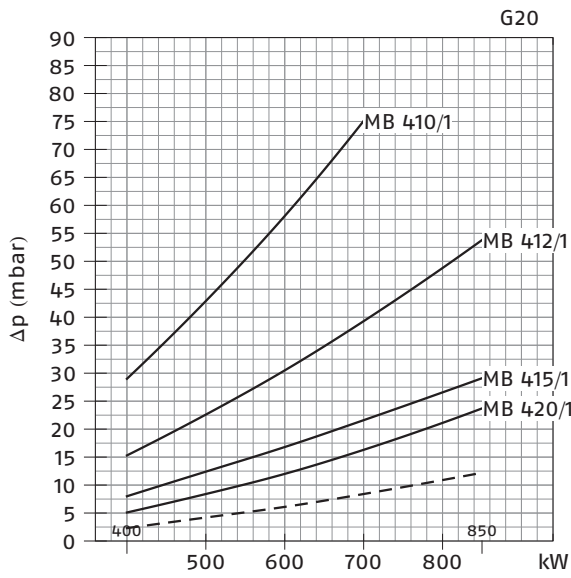
**Pérdida de presión**

**Drukafname**

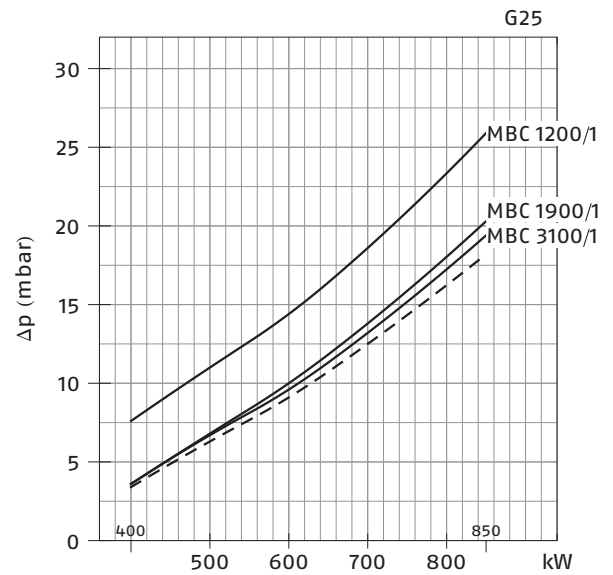
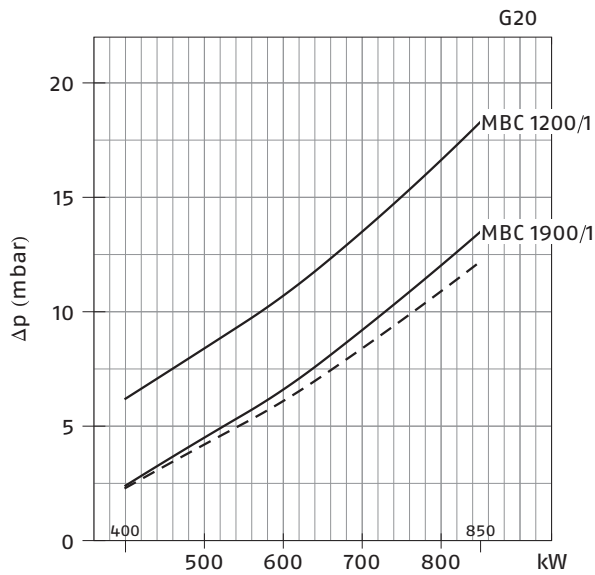
—	Testa di combustione + farfalla gas + rampa gas	Flammkopf + Gasdrossel + Gasstrecke	Tête de combustion + vanne papillon gaz + rampe gaz	Combustion head + gas butterfly valve + gas train	Cabezal de combustión + válvula de mariposa gas + rampa de gas	Verbrandingskop + gasklep + gasstraat
- - -	Testa di combustione + farfalla gas	Flammkopf + Gasdrossel	Tête de combustion + vanne papillon gaz	Combustion head + gas butterfly valve	Cabezal de combustión + válvula de mariposa gas	Verbrandingskop + gasklep



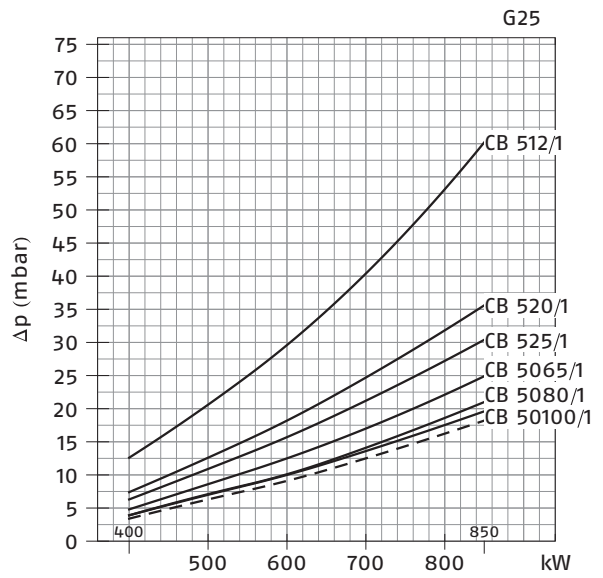
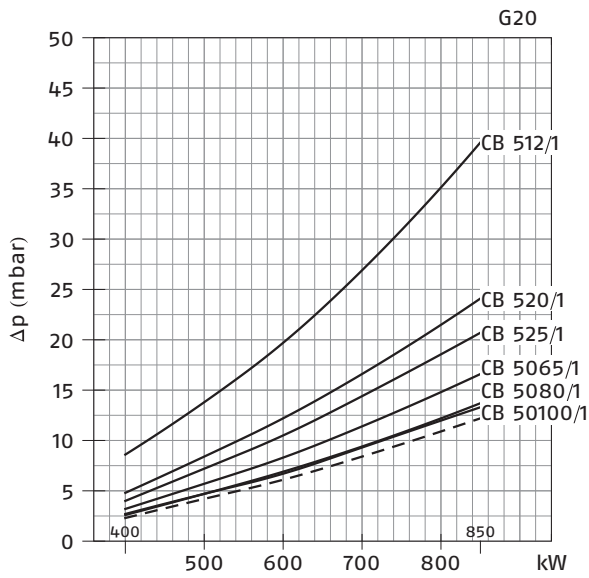
**RS 64/E MZ - MB**



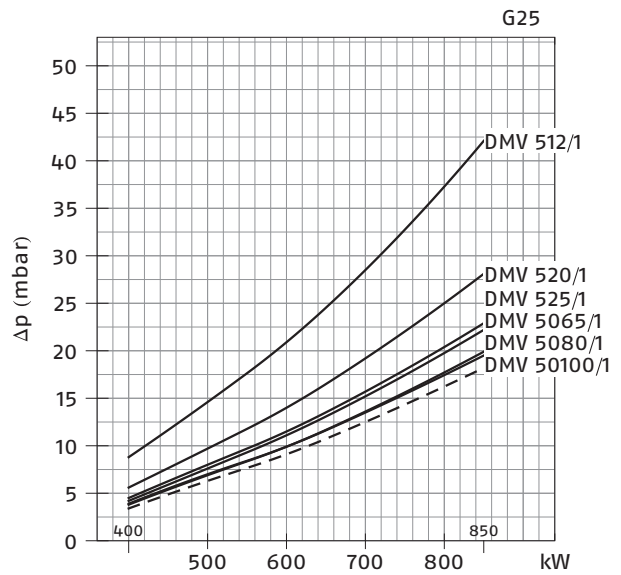
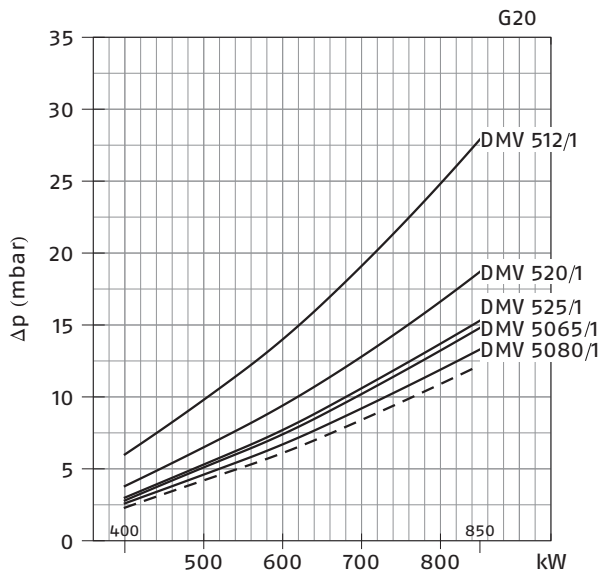
**RS 64/E MZ - MBC**



## RS 64/E MZ - CB



## RS 64/E MZ - DMV



**I**

**Perdite di pressione**

Testa di combustione  
+ farfalla gas  
+ rampa gas

**D**

**Druckverlust**

Flammkopf  
+ Gasdrossel  
+ Gasstrecke

**F**

**Pertes de pression**

Tête de combustion  
+ vanne papillon gaz  
+ rampe gaz

**GB**

**Pressure loss**

Combustion head  
+ gas butterfly valve  
+ gas train

**E**

**Pérdida de presión**

Cabezal de combustión  
+ válvula de mariposa gas  
+ rampa de gas

**NL**

**Drukafname**

Verbrandingskop  
+ gasklep  
+ gasstraat

—  
- - -

Testa di combustione  
+ farfalla gas

Flammkopf  
+ Gasdrossel

Tête de combustion  
+ vanne papillon gaz

Combustion head  
+ gas butterfly valve

Cabezal de combustión  
+ válvula de mariposa gas

Verbrandingskop  
+ gasklep



